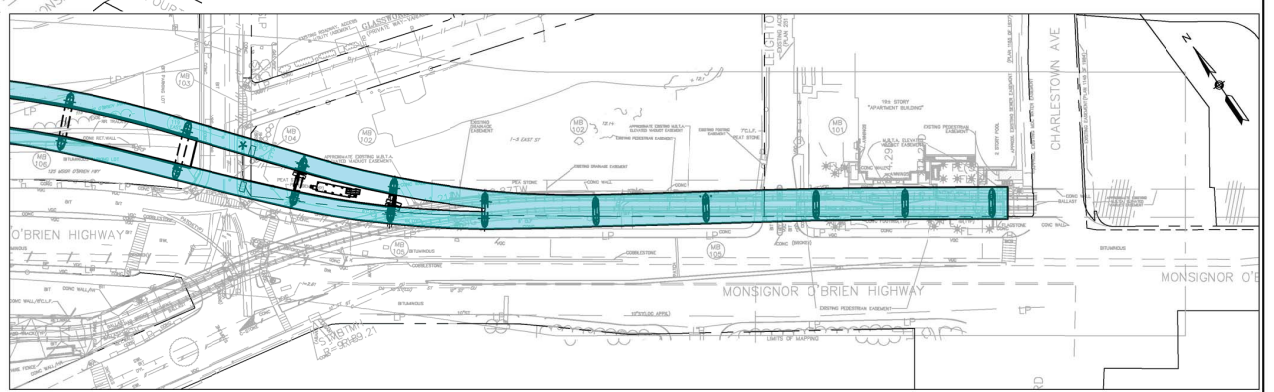
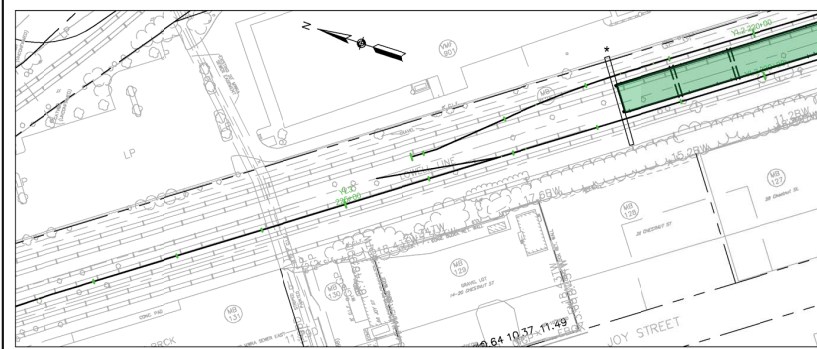
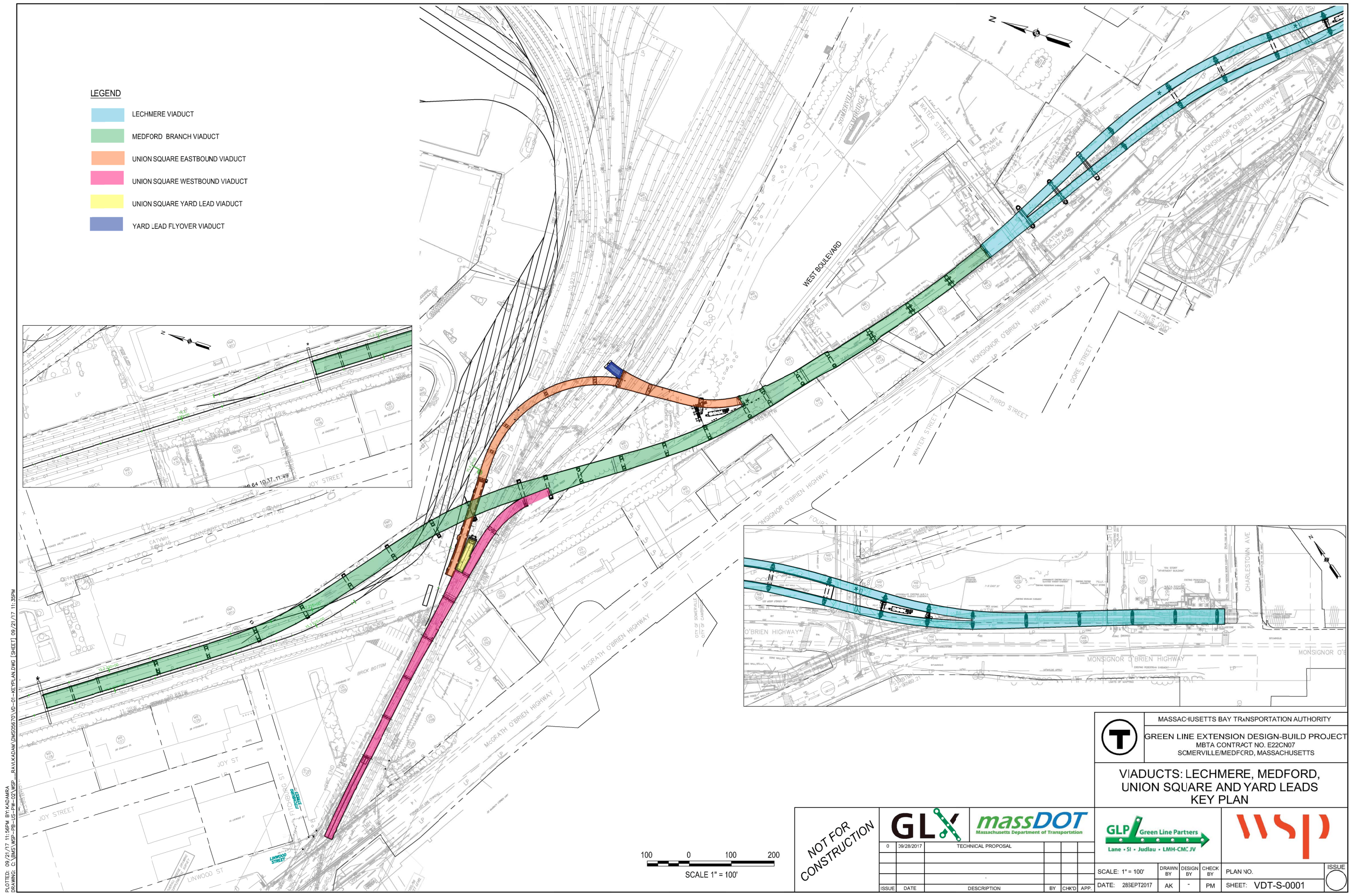


LEGEND

- LECHMERE VIADUCT
- MEDFORD BRANCH VIADUCT
- UNION SQUARE EASTBOUND VIADUCT
- UNION SQUARE WESTBOUND VIADUCT
- UNION SQUARE YARD LEAD VIADUCT
- YARD LEAD FLYOVER VIADUCT



PLOTTED: 09/21/17 11:56PM BY:KADAMRA
 DRAWING: C:\GIS\VP-FB-US-2W-02_VSP...RAVI\KADAMRA\US266570_VD-01-4-CP\PLANNING (SHEET) 09/21/17 11:56PM

T MASSACHUSETTS BAY TRANSPORTATION AUTHORITY
 GREEN LINE EXTENSION DESIGN-BUILD PROJECT
 MBTA CONTRACT NO. E22CN07
 SCMERVILLE/MEDFCRD, MASSACHUSETTS

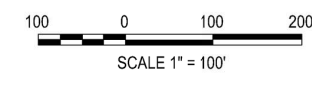
**VIADUCTS: LECHMERE, MEDFORD,
 UNION SQUARE AND YARD LEADS
 KEY PLAN**

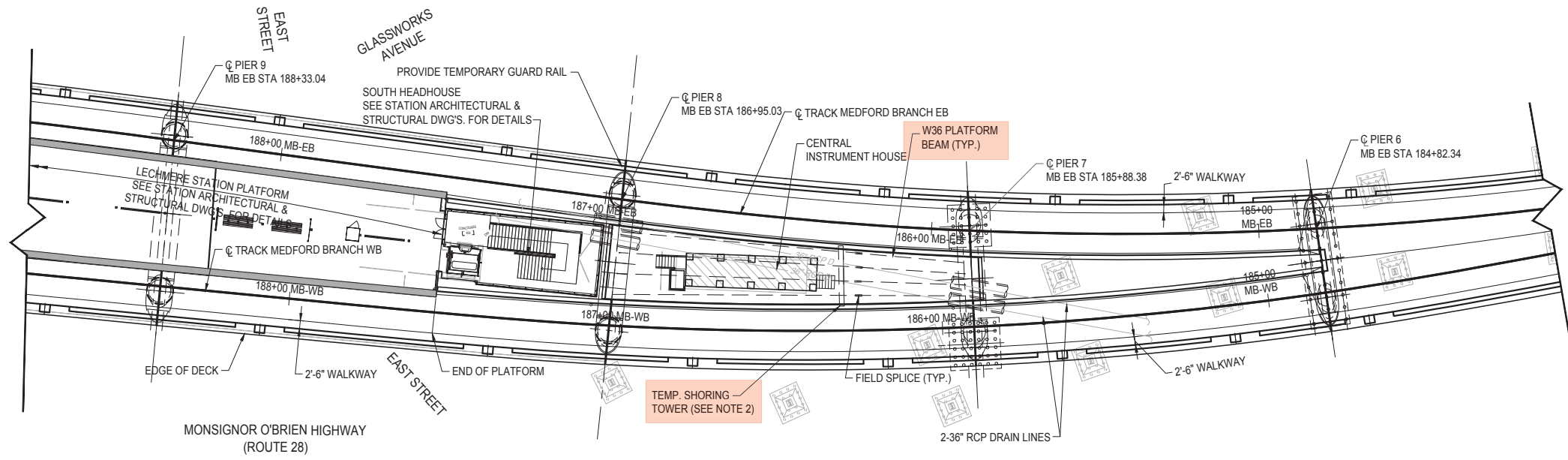
NOT FOR
 CONSTRUCTION

GLX		massDOT Massachusetts Department of Transportation	
0	09/28/2017	TECHNICAL PROPOSAL	
ISSUE	DATE	DESCRIPTION	BY CH'CD APP

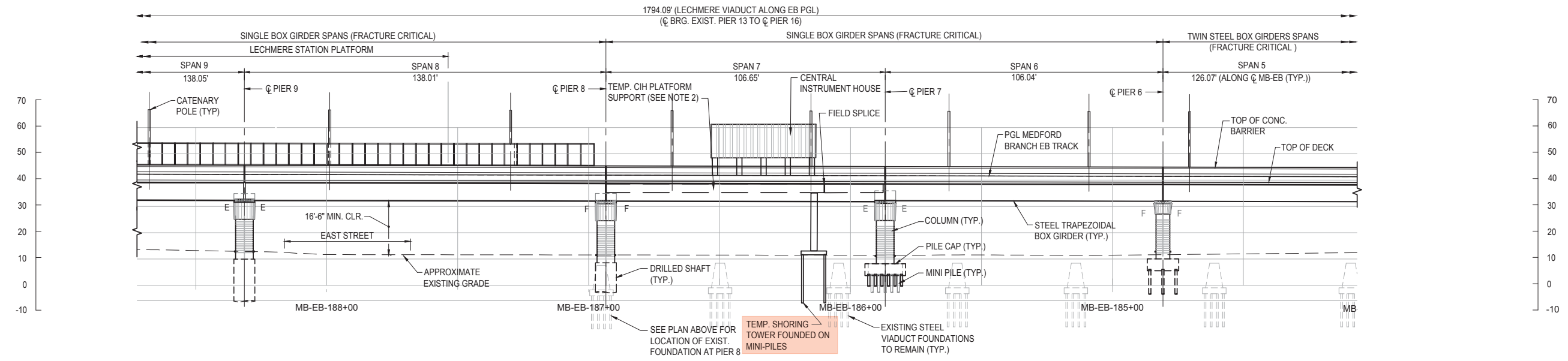


SCALE: 1" = 100'	DRAWN BY: AK	DESIGN BY: -	CHECK BY: PM	PLAN NO.	ISSUE
DATE: 28SEPT2017				SHEET: VDT-S-0001	





PLAN
SCALE: 1" = 20'



ELEVATION
SCALE: 1" = 20'

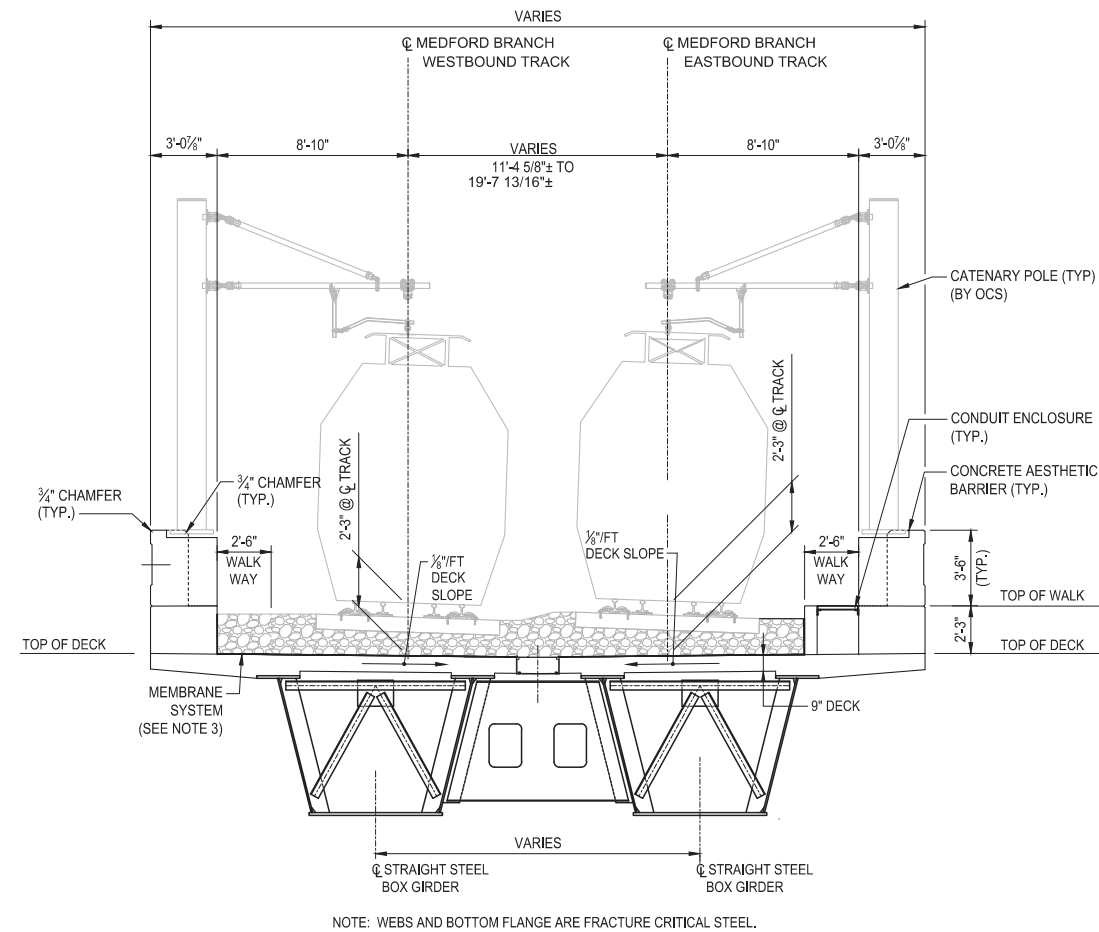
- NOTES:
1. FOR TRACK GEOMETRY SEE MEDFORD VIADUCT TRACK PLAN AND PROFILE SHEETS.
 2. THE CENTRAL INSTRUMENT HOUSE (C.I.H.) WILL BE TEMPORARILY SUPPORTED TO ALLOW FOR THE INSTALLATION OF THE TRACK SYSTEMS PRIOR TO THE DEMOLITION OF THE EXISTING LECHMERE VIADUCT.



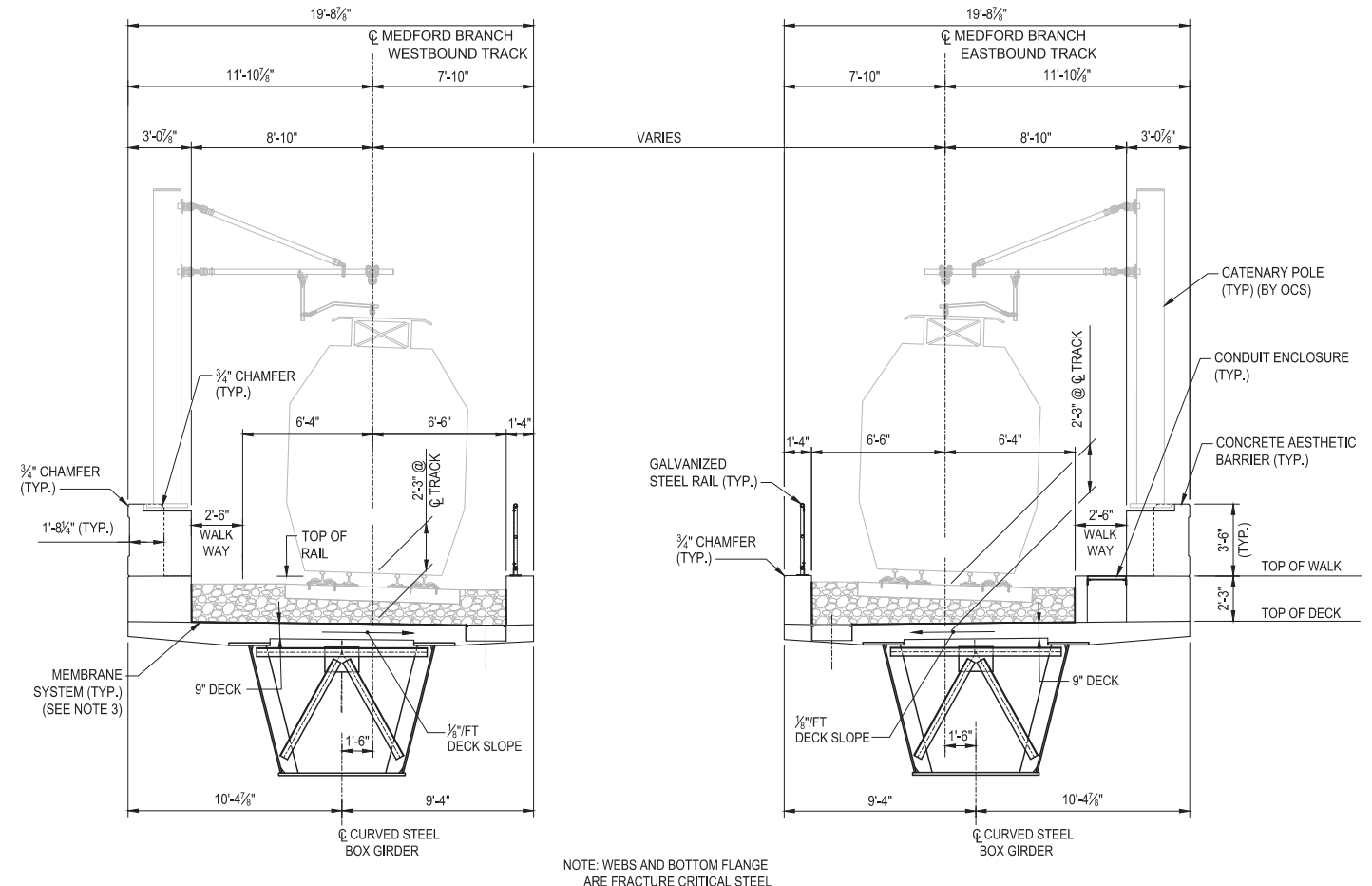
T	MASSACHUSETTS BAY TRANSPORTATION AUTHORITY	
	GREEN LINE EXTENSION DESIGN-BUILD PROJECT MBTA CONTRACT NO. E22CN07 SOMERVILLE/MEDFORD, MASSACHUSETTS	
LECHMERE VIADUCT PLAN AND ELEVATION SPANS 6 TO 8		
 Lane • Si • Judlau • LMH-CMC JV		
SCALE: 1"=20'	DRAWN BY: PMM	CHECK BY: PMM
DATE: 28SEPT2017	ISSUE	PLAN NO. SHEET: LEV-S-2001

NOT FOR CONSTRUCTION	GLP		massDOT Massachusetts Department of Transportation		
	0	09/28/2017	TECHNICAL PROPOSAL		
ISSUE	DATE	DESCRIPTION	BY	CHKD	APP.

PLOTTED: 09/22/17 5:50PM BY: KADAMRA
 DRAWING: C:\MSWPP\FB-03-17-02-WSP\BANKADAMRA\28505670\LE-01-LECH_CPEL.DWG (STR SHEET) 09/22/17 1:09PM



TYPICAL SECTION
FROM STA. 183+56.27 TO STA. 184+82.34
(MEDFORD BRANCH EASTBOUND)



TYPICAL SECTION
FROM STA. 184+82.34 TO STA. 185+88.38
(MEDFORD BRANCH EASTBOUND)

NOTE: WEBS AND BOTTOM FLANGE ARE FRACTURE CRITICAL STEEL

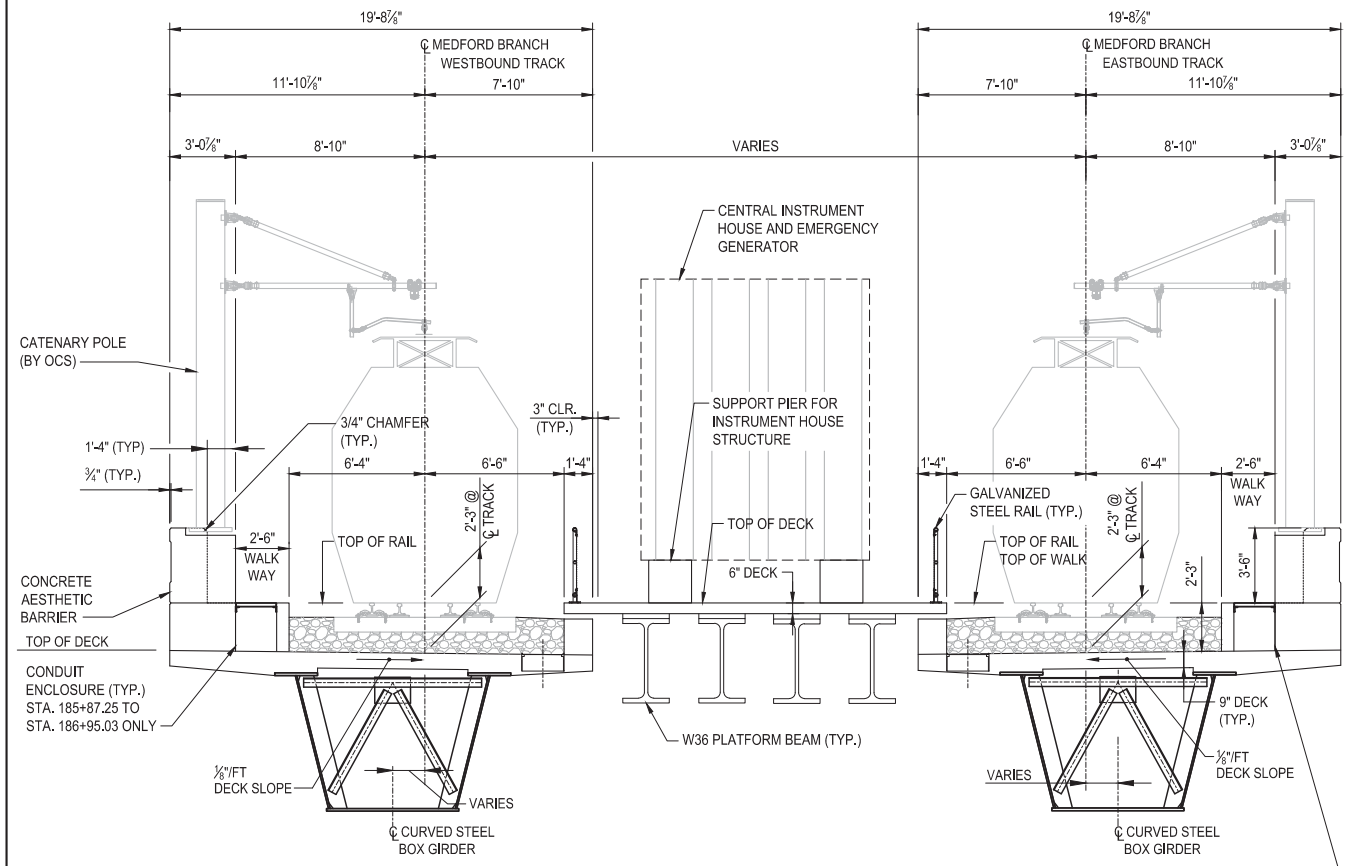
- NOTES:
1. ALL CURBS AND PARAPET CONCRETE ABOVE DECK SLAB SHALL BE LIGHT WEIGHT CONCRETE FOR THE BOX GIRDER SPANS.
 2. THE PROPOSED MEMBRANE SYSTEM PROVIDES BOTH CATHODIC PROTECTION AND WATERPROOFING.

PLOTTED: 09/21/17 11:57AM BY: KADAMRA
 DRAWING: C:\BMS\WSP-PB-US-PA-02\WSP_BAV\KADAM\0505070\VD-01-LECH_SECT.DWG [STR SHEET] 09/21/17 11:57AM

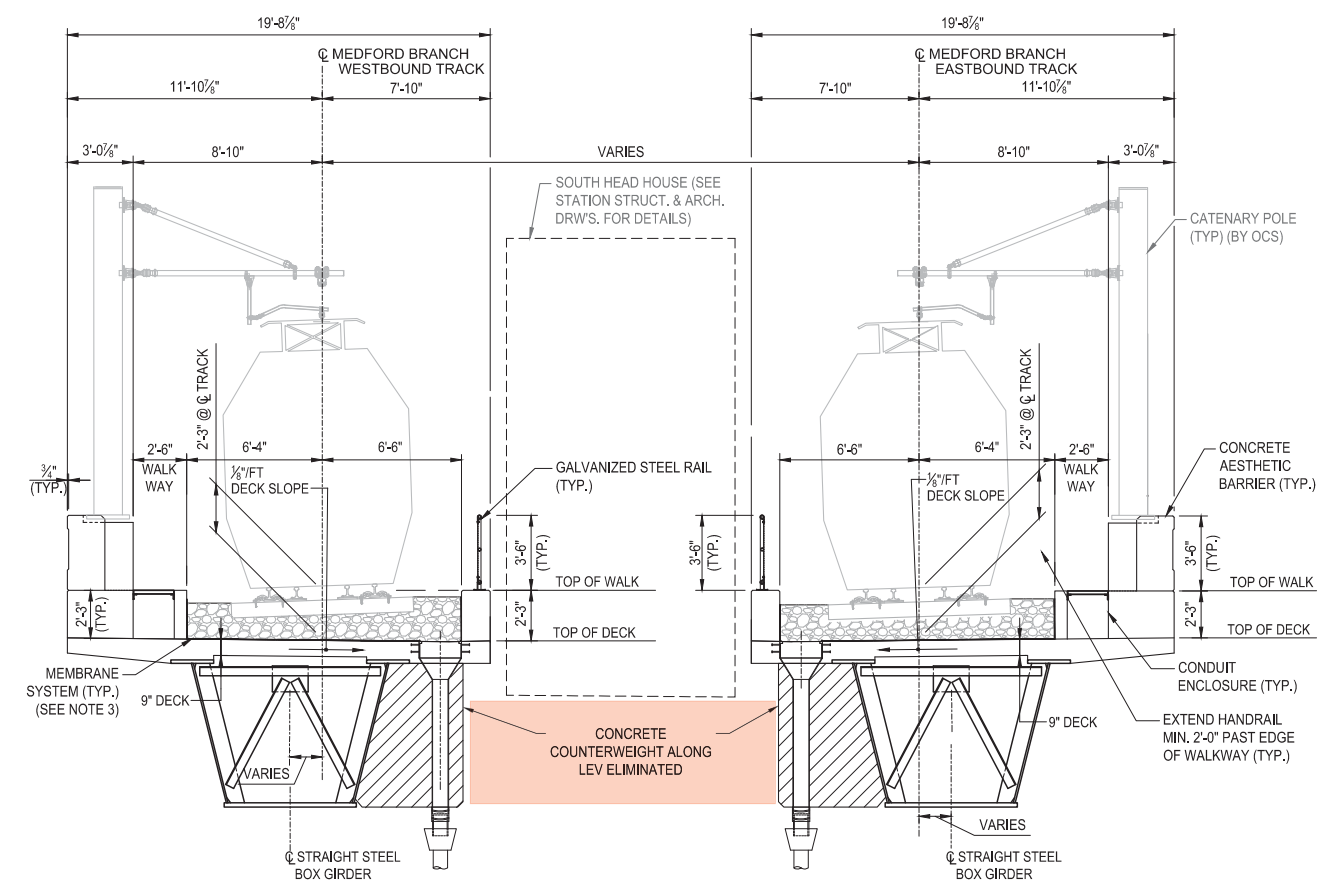
T	MASSACHUSETTS BAY TRANSPORTATION AUTHORITY
	GREEN LINE EXTENSION DESIGN-BUILD PROJECT MBTA CONTRACT NO. E22CN07 SOMERVILLE/MEDFORD, MASSACHUSETTS
	LECHMERE VIADUCT TYPICAL SECTIONS SHEET 1 OF 2

NOT FOR CONSTRUCTION	GLX	massDOT Massachusetts Department of Transportation	GLP Green Line Partners Lane • Si • Judlau • LMH-CMC JV	WSP
	0	09/28/2017	TECHNICAL PROPOSAL	
	SCALE: 1/4"=1'-0"	DRAWN BY: PMM	DESIGN BY: -	CHECK BY: HR
	DATE: 28SEPT2017			PLAN NO.:
				SHEET: LEV-S-3000
				ISSUE: -

PLOTTED: 09/21/17 11:54PM BY: KADAMR
 DRAWING: S:\MS\MS-19-05-FIN-US\SP...RAVILKADAM\MS526570\01-LECH-SECT.DWG [STR SHEET (2)] 09/21/17 11:54PM



NOTE:
 WEBS AND BOTTOM FLANGE ARE FRACTURE CRITICAL STEEL.
TYPICAL SECTION
 FROM STA. 185+88.38 TO STA. 186+95.03
 (MEDFORD BRANCH EASTBOUND)



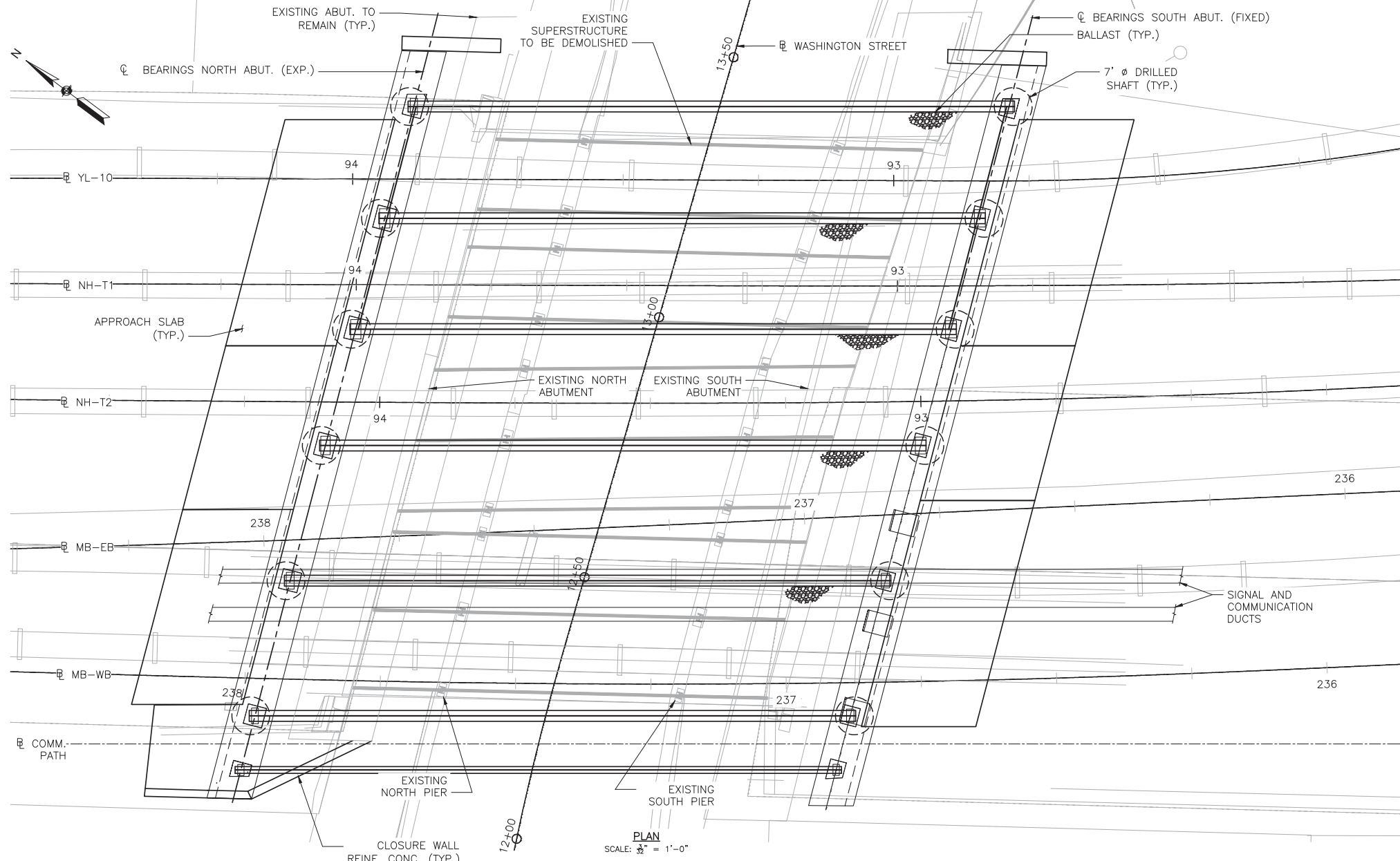
NOTE: WEBS AND BOTTOM FLANGE
 ARE FRACTURE CRITICAL STEEL.
TYPICAL SECTION
 FROM STA. 186+95.03 TO STA. 187+48.55
 (MEDFORD BRANCH EASTBOUND)

- NOTES:
1. ALL CURBS AND PARAPET CONCRETE ABOVE DECK SLAB SHALL BE LIGHT WEIGHT CONCRETE FOR THE BOX GIRDER SPANS.
 2. THE PROPOSED MEMBRANE SYSTEM PROVIDES BOTH CATHODIC PROTECTION AND WATERPROOFING.

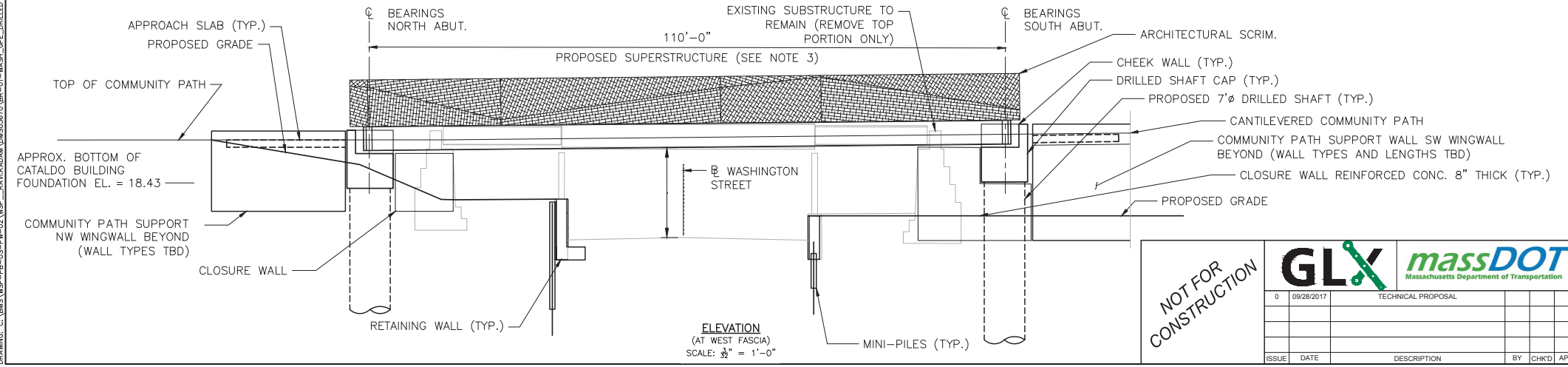
T	MASSACHUSETTS BAY TRANSPORTATION AUTHORITY
	GREEN LINE EXTENSION DESIGN-BUILD PROJECT MBTA CONTRACT NO. E22CN07 SOMERVILLE/MEDFORD, MASSACHUSETTS
	LECHMERE VIADUCT TYPICAL SECTIONS SHEET 2 OF 2

NOT FOR CONSTRUCTION	GLX Green Line Partners Lane • Si • Judlau • LMH-CMC JV	massDOT Massachusetts Department of Transportation	WSP	
	0 09/28/2017 TECHNICAL PROPOSAL			
	SCALE: 1/4"=1'-0"	DRAWN BY: PMM	DESIGN BY: -	CHECK BY: HR
	DATE: 28SEPT2017	PLAN NO.	SHEET: LEV-S-3001	

PLOTER: 09/22/17 12:08AM BY:KADAMPA
 DRAWING: C:\MS\WSP-PB-US-PP-02\WSP_PBA\KADAMPA\WSP5670\BR-01-WASH_GPE_DRILLED_SHAFTS.DWG [STR SHEET] 09/22/17 12:05AM



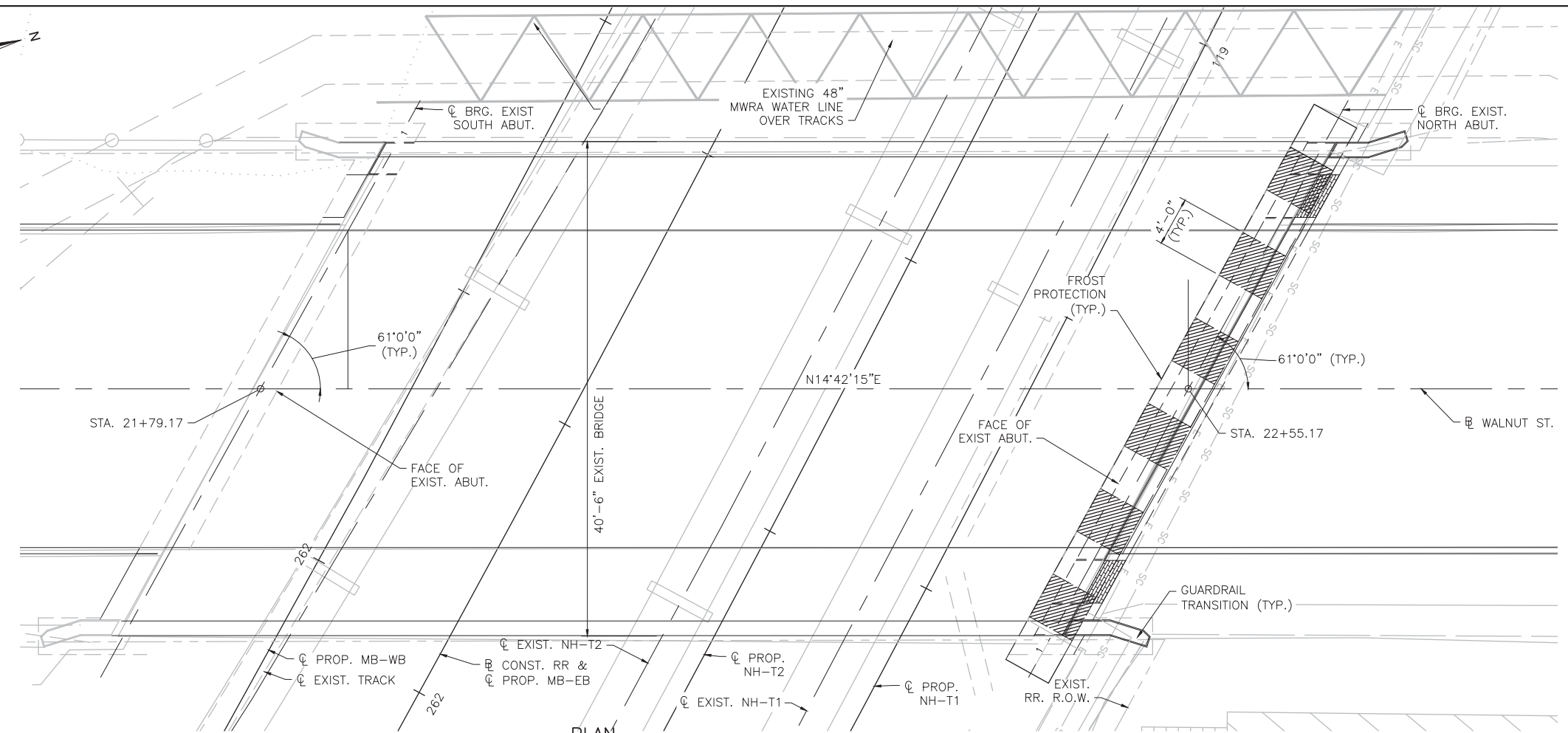
- NOTES:**
- ADJACENT BUILDING NEAR NW WINGWALL SHALL NOT BE DISTURBED. A PRE-CONSTRUCTION INSPECTION AND STRUCTURE VIBRATION MONITORING DURING CONSTRUCTION IS REQUIRED.
 - EXISTING BRIDGE INFORMATION REFERENCED FROM:
 BOSTON AND MAINE RAILROAD, BRIDGE NO. 7, PLAN FOR EXTENDING MASONRY, DATED 1927.
 THE BOSTON BRIDGE WORKS INC., JOB NO. 5653, DATED 1928.
 - PROPOSED SUPERSTRUCTURE CROSS SECTION IDENTICAL TO PREVIOUS CONTRACT. FOR DETAILS REFER TO IGMP-04.



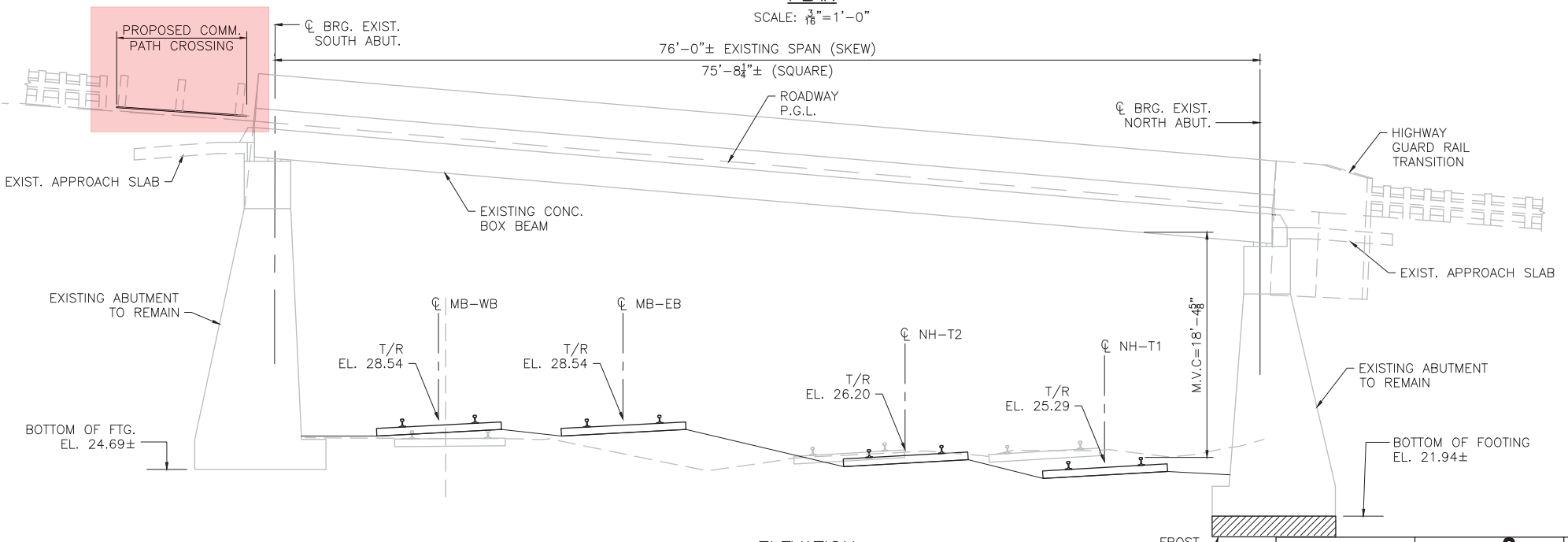
NOT FOR CONSTRUCTION

GLX **massDOT**
 Massachusetts Department of Transportation
 09/28/2017 TECHNICAL PROPOSAL
 ISSUE DATE DESCRIPTION BY CHKD APP

MASSACHUSETTS BAY TRANSPORTATION AUTHORITY
 GREEN LINE EXTENSION DESIGN-BUILD PROJECT
 MBTA CONTRACT NO. E22CN07
 SOMERVILLE/MEDFORD, MASSACHUSETTS
WASHINGTON STREET BRIDGE
 GENERAL PLAN AND ELEVATION
GLP Green Line Partners
 Lane • Si • Judlau • LMH-CMC JV
 SCALE: AS NOTED DRAWN BY DESIGN BY CHECK BY PLAN NO. ISSUE
 DATE: 28SEPT2017 AK PMM HR SHEET: WAS-S-2000



PLAN
SCALE: 1/8" = 1'-0"




ELEVATION
SCALE: 1/8" = 1'-0"

PLOTTED: 09/22/17 0:18AM BY: XIRI/MK/SCA
 DRAWING: C:\BA\WSP-PE-15-FW-02\WSP-ALEXANDER\RIKAKOIS\DM52670\BR-01-WALNUT_GPE.DWG [STR SHEET] 09/20/17 4:44PM


**NOT FOR
CONSTRUCTION**



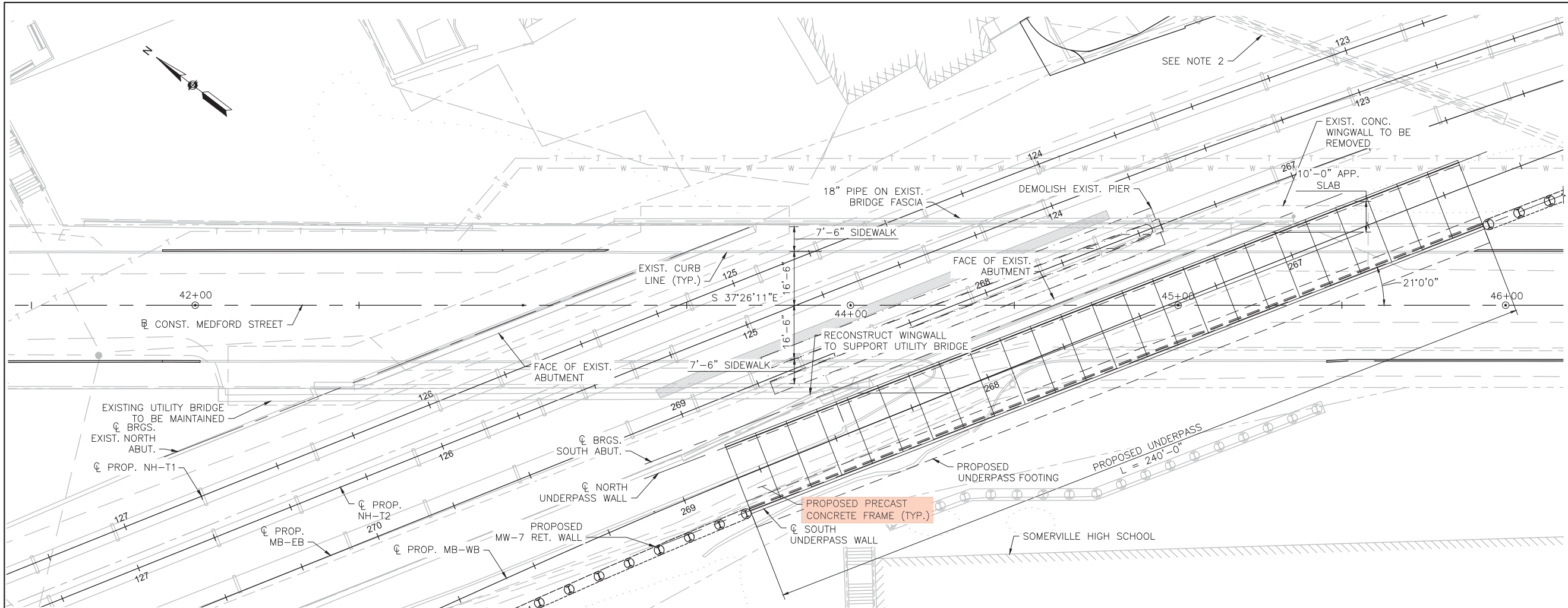
0	09/28/2017	TECHNICAL PROPOSAL			
ISSUE	DATE	DESCRIPTION	BY	CHKD	APP.


 MASSACHUSETTS BAY TRANSPORTATION AUTHORITY
 GREEN LINE EXTENSION DESIGN-BUILD PROJECT
 MBTA CONTRACT NO. E22CN07
 SOMERVILLE/MEDFORD, MASSACHUSETTS

**WALNUT STREET BRIDGE
GENERAL PLAN AND ELEVATION**

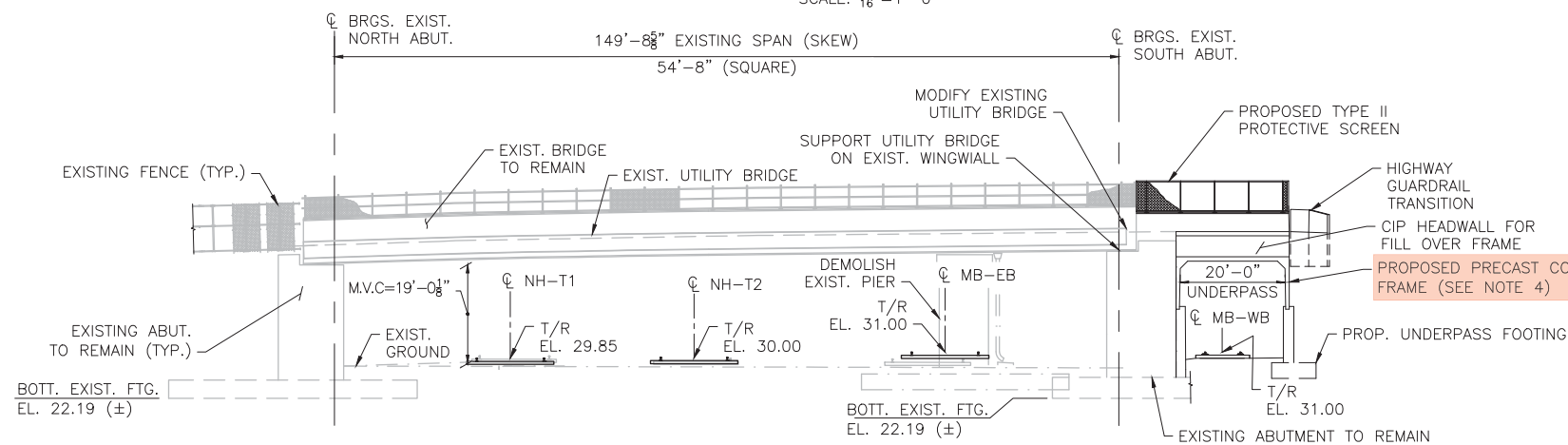


SCALE: AS NOTED	DRAWN BY: PMM	DESIGN BY: PMM	CHECK BY: HR	PLAN NO.	ISSUE
DATE:				SHEET: WSB-S-2000	0



GENERAL PLAN

SCALE: 1/8" = 1'-0"



DEVELOPED WEST ELEVATION

SCALE: 1/8" = 1'-0"

NOTES:

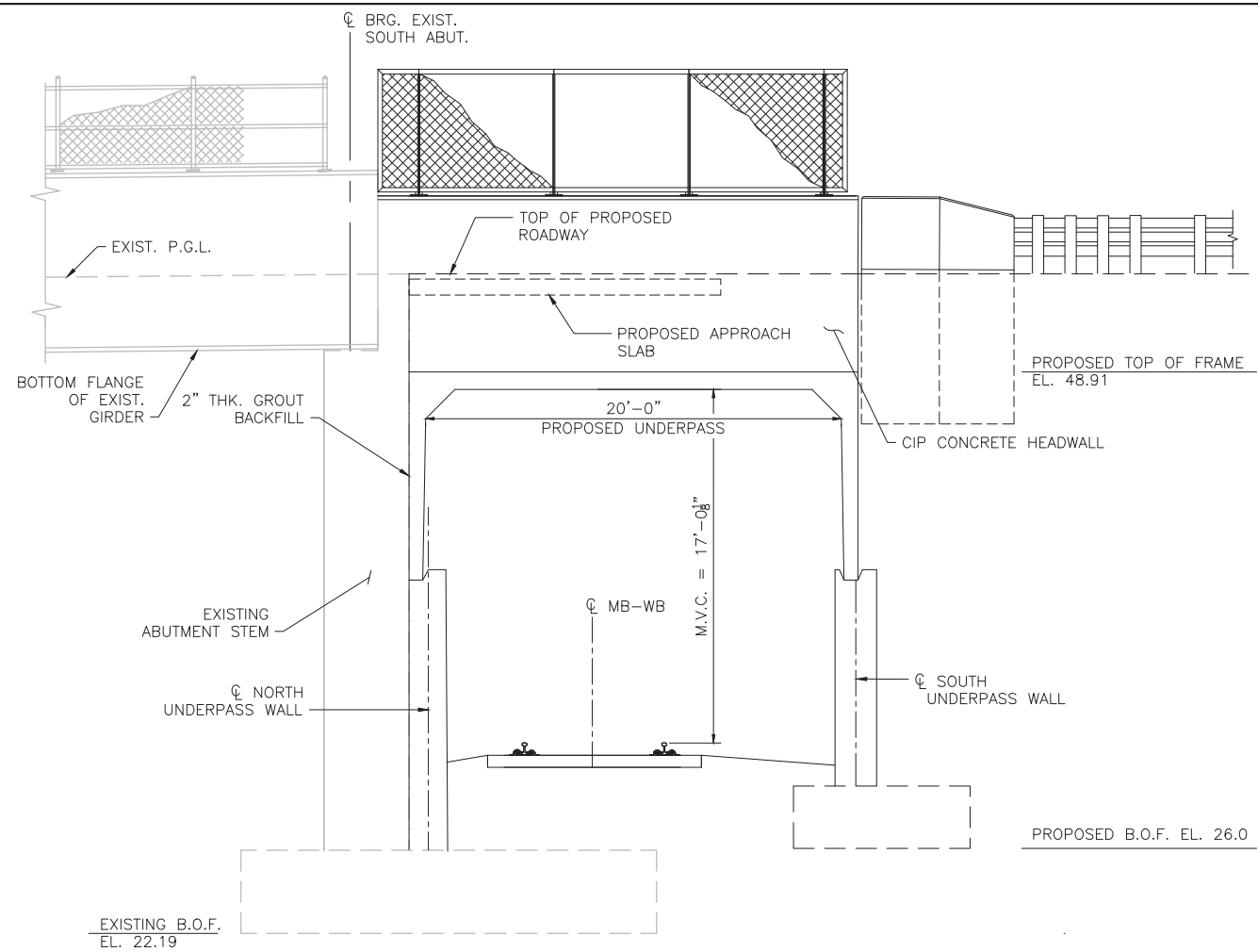
- MEDFORD STREET BRIDGE WILL BE CLOSED DURING CONSTRUCTION. AN ALTERNATE DETOUR WILL BE PROVIDED FOR VEHICULAR TRAFFIC.
- THE EXISTING 14" ALGONQUIN GAS LINE IS TO REMAIN UNDISTURBED DURING CONSTRUCTION.
- FOR PROPOSED RETAINING WALLS, SEE RETAINING WALL DRAWINGS.
- FOR DETAILS OF PROPOSED PRECAST CONCRETE FRAME, SEE DWG. MEB-S-2001

MASSACHUSETTS BAY TRANSPORTATION AUTHORITY
T GREEN LINE EXTENSION DESIGN-BUILD PROJECT
 MBTA CONTRACT NO. E22CN07
 SOMERVILLE/MEDFORD, MASSACHUSETTS

**MEDFORD STREET BRIDGE
 GENERAL PLAN AND ELEVATION**

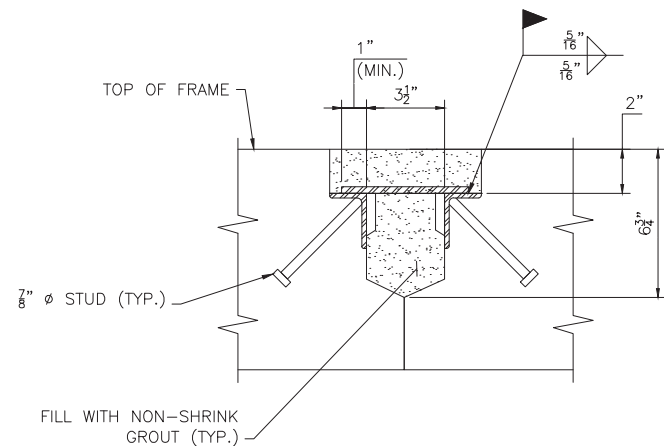
NOT FOR CONSTRUCTION	GLX	massDOT Massachusetts Department of Transportation	GLP Green Line Partners Lane • Si • Judlau • LMH-CMC JV	WSP	
	0	09/28/2017	TECHNICAL PROPOSAL		
ISSUE	DATE	DESCRIPTION	BY	CHKD	APP.
SCALE:		DRAWN BY	DESIGN BY	CHECK BY	PLAN NO.
DATE:		PMM	PMM	-	SHEET: MEB-S-2000
					ISSUE 0

PLOTTED: 09/22/17 9:10AM BY: XIRIANKISA
 DRAWING: C:\BA\WSP-PE-15-FW-02\WSP-ALEXANDER\RIAKOIS\DM52670\BR-01-MEDFORD_GPE.DWG [STR SHEET] 09/20/17 4:48PM



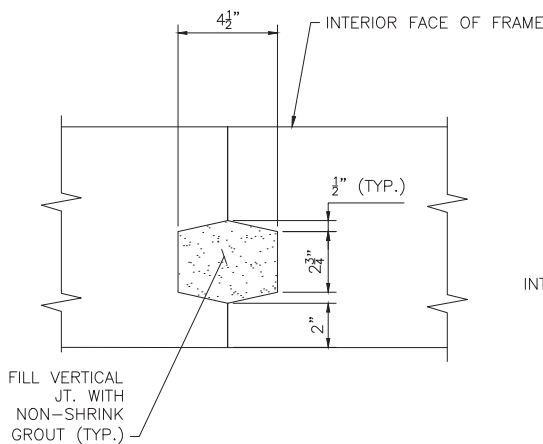
TYPICAL UNDERPASS SECTION

SCALE: 1/4" = 1'-0"



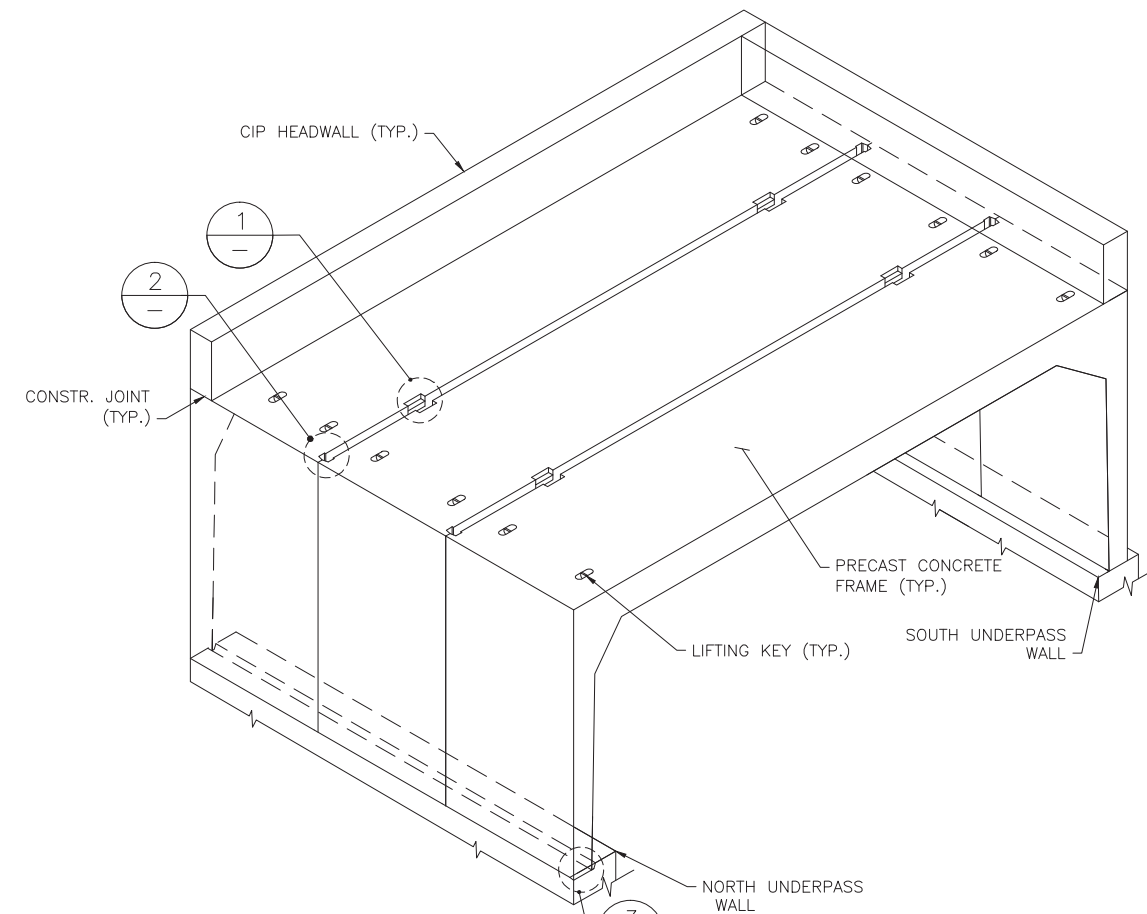
1 SECTION AT DECK JOINT

SCALE: 3" = 1'-0"



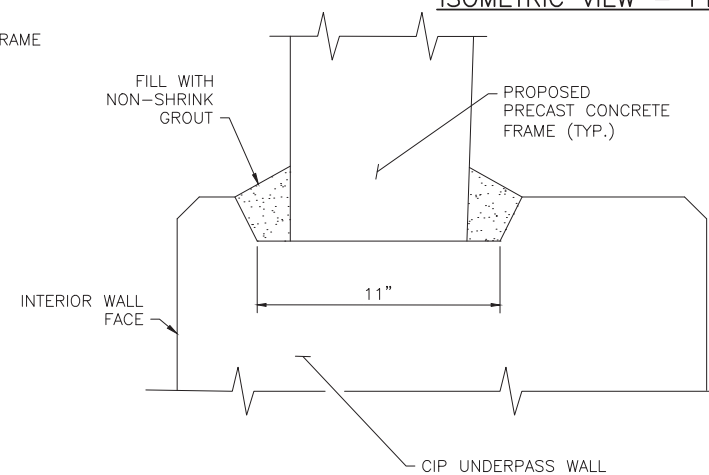
2 VERTICAL WALL JOINT DETAIL

SCALE: 3" = 1'-0"



ISOMETRIC VIEW - PRECAST CONCRETE FRAME UNITS

NOT TO SCALE



3 SECTION AT UNDERPASS WALL

SOUTH UNDERPASS WALL SHOWN, NORTH SIMILAR
SCALE: 3" = 1'-0"

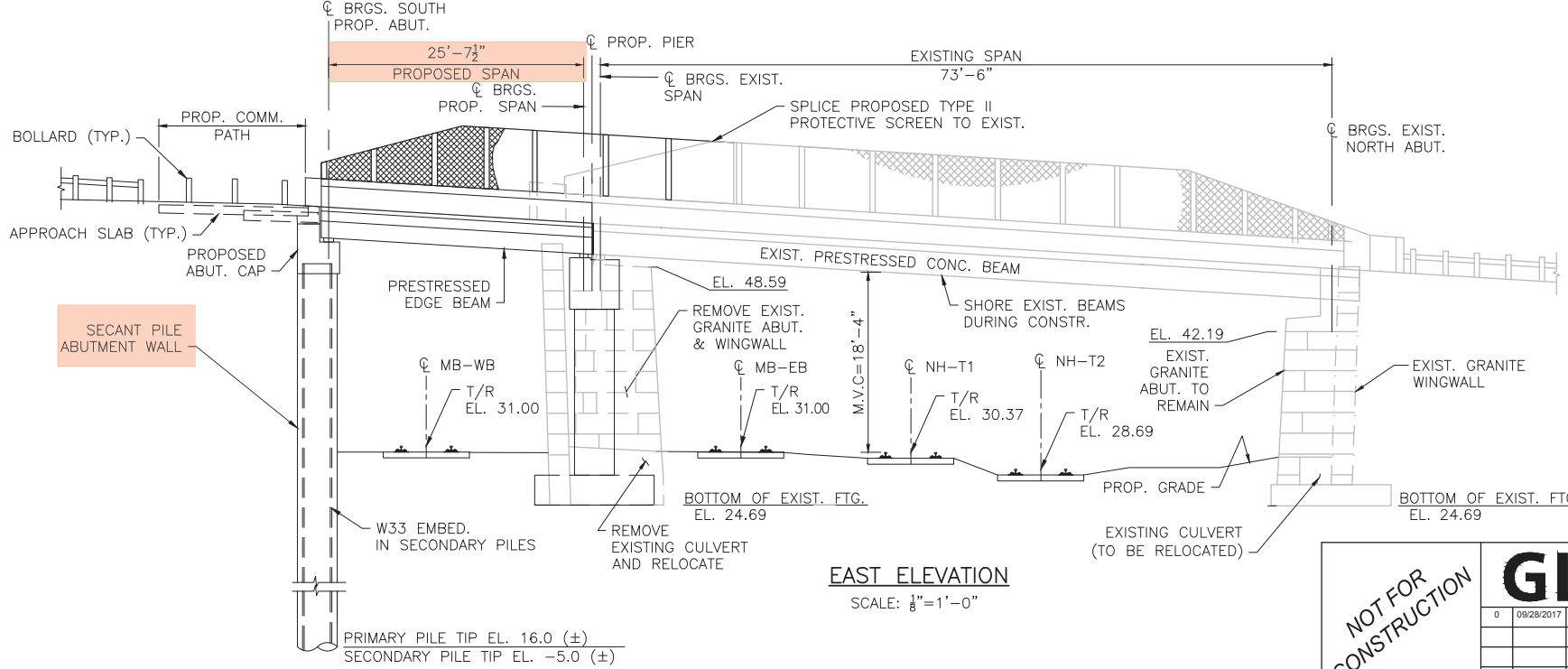
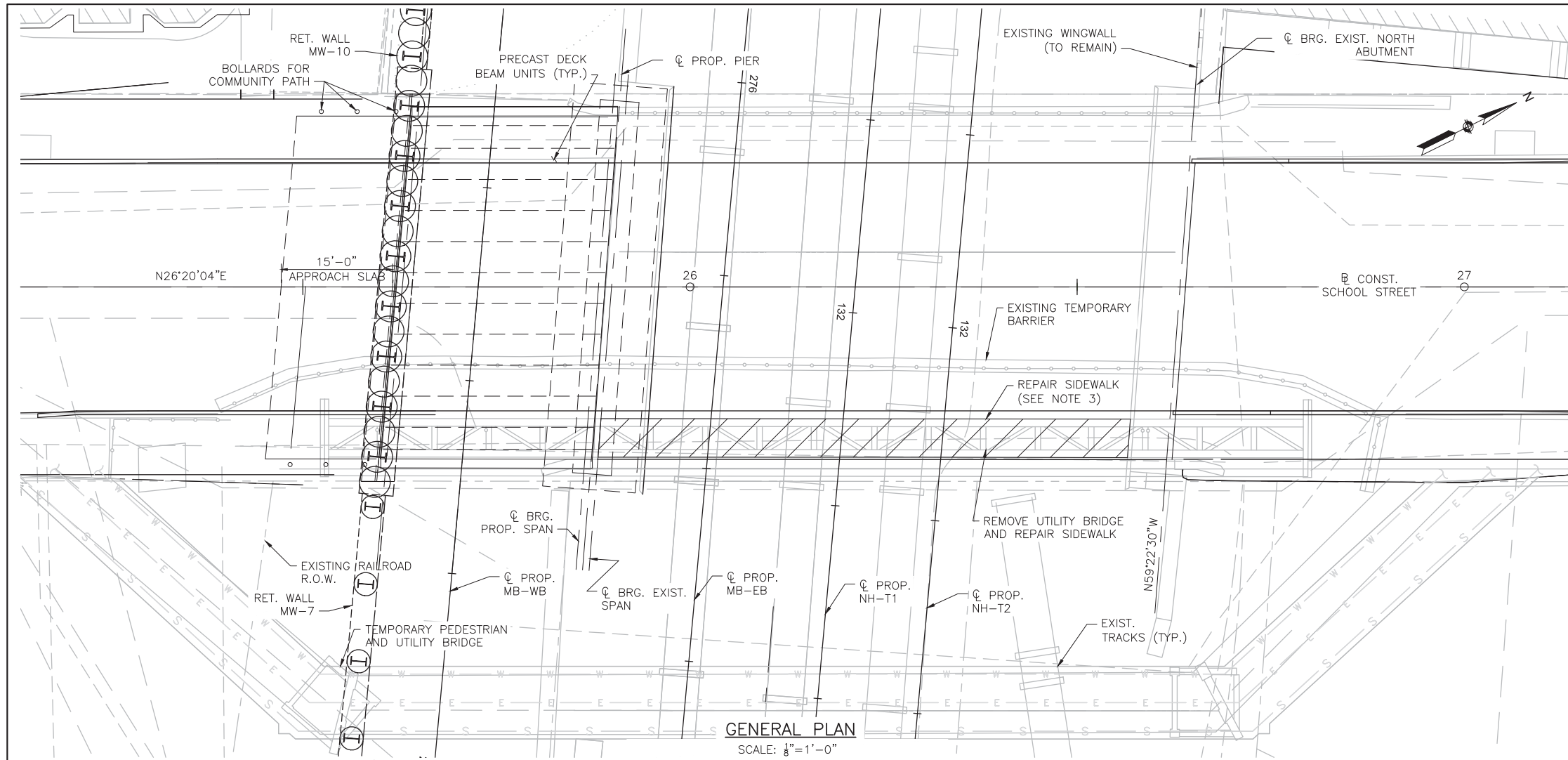
SHEET NOTES:
1. THIS IS A NEW DRAWING DEVELOPED FOR THIS TECHNICAL PROPOSAL RESPONSE.

T	MASSACHUSETTS BAY TRANSPORTATION AUTHORITY
	GREEN LINE EXTENSION DESIGN-BUILD PROJECT
	MBTA CONTRACT NO. E22CN07 SOMERVILLE/MEDFORD, MASSACHUSETTS

MEDFORD STREET BRIDGE
TYPICAL SECTIONS AND DETAILS

NOT FOR CONSTRUCTION	GLX	massDOT Massachusetts Department of Transportation	GLP Green Line Partners Lane • Si • Judlau • LMH-CMC JV	WSP							
	0 09/28/2017	TECHNICAL PROPOSAL									
ISSUE	DATE	DESCRIPTION	BY	CHKD	APP.	SCALE: AS NOTED	DRAWN BY: PMM	DESIGN BY: PMM	CHECK BY: -	PLAN NO.	ISSUE
						DATE:				SHEET: MEB-S-2001	0

PLOTTED: 09/22/17 0:18AM BY: XIRIANKISIA
DRAWING: C:\BA\WSP-PE-US-FW-02\WSP-ALEXANDER\RIKAKOIS\DM56670\BR-01-MEDFORD_SECTION1.DWG (STR SHEET) 09/19/17 8:12PM



NOTES:

- SCHOOL STREET BRIDGE WILL BE CLOSED TO TRAFFIC DURING CONSTRUCTION.
- FOR CORRIDOR LEVEL DRAINAGE, SEE COMPOSITE PLANS.
- FOR DETAILS OF SIDEWALK REPAIR SEE SCB-S-2001.

PLOTTED: 09/22/17 9:05AM BY: VIKRAMSICA
 DRAWING: C:\BAA\WSP-PB-15-FW-02\WSP-ALEXANDER\RIAKODIS\DM525670\BR-01-SCHOOL_GPE.DWG [STR SHEET] 09/22/17 9:05AM

NOT FOR CONSTRUCTION

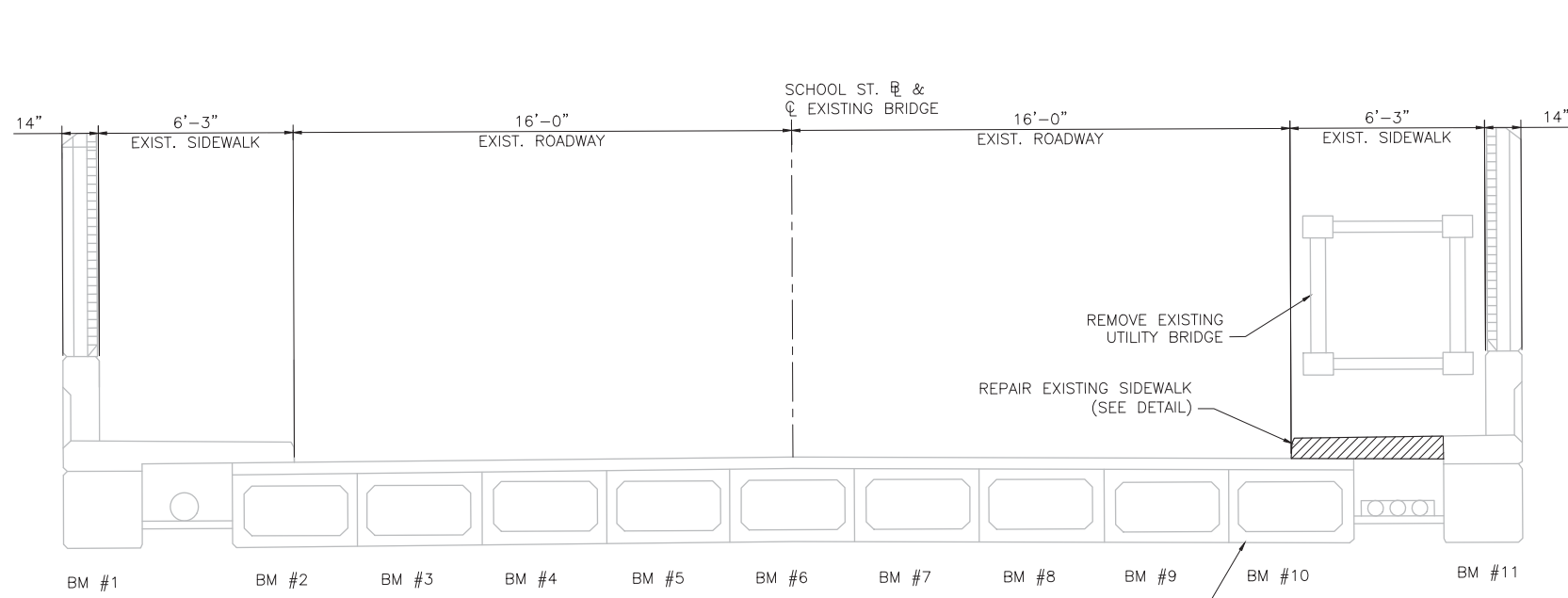


MASSACHUSETTS BAY TRANSPORTATION AUTHORITY
 GREEN LINE EXTENSION DESIGN-BUILD PROJECT
 MBTA CONTRACT NO. E22CN07
 SOMERVILLE/MEDFORD, MASSACHUSETTS

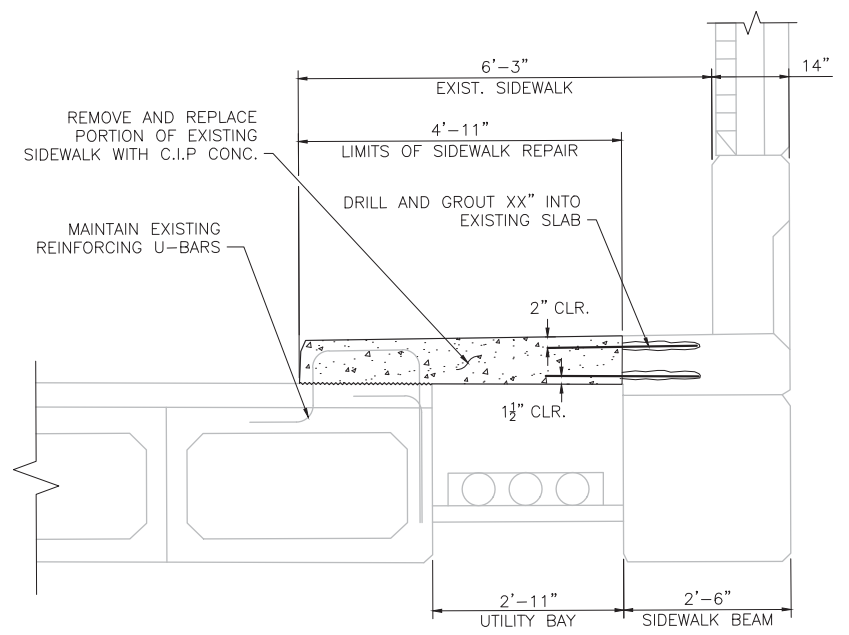
**SCHOOL STREET BRIDGE
GENERAL PLAN AND ELEVATION**

Lane • Si • Judlau • LMH-CMC JV

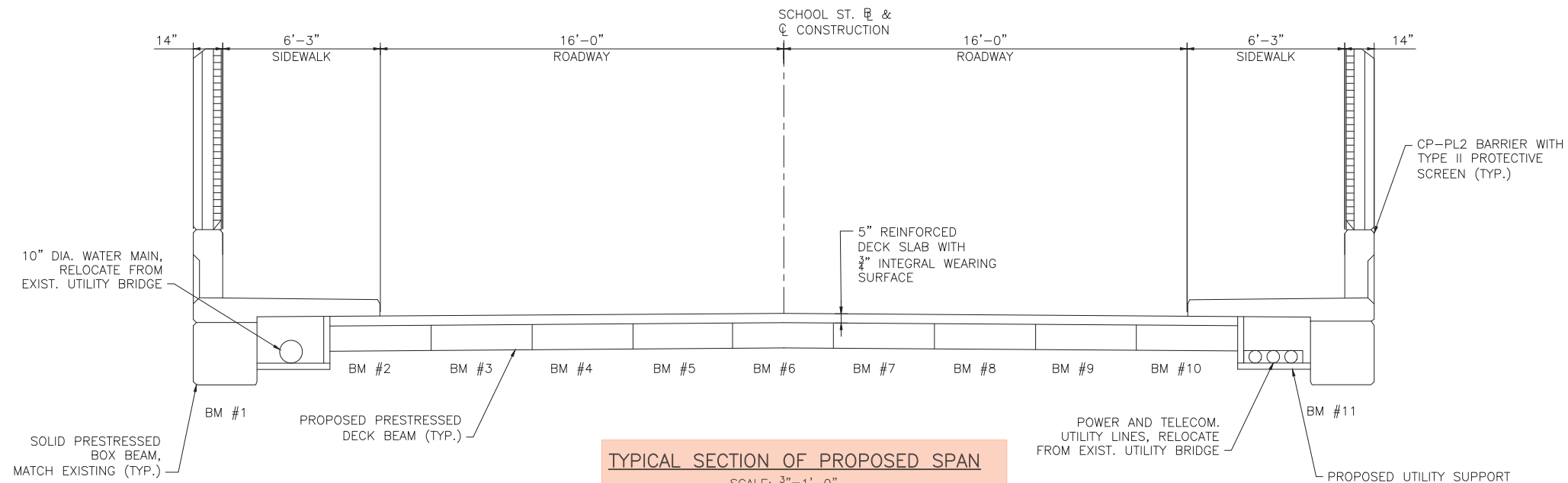
0	09/28/2017	TECHNICAL PROPOSAL																		
ISSUE	DATE	DESCRIPTION	BY	CHKD	APP.	DATE	SCALE	DRAWN BY	DESIGN BY	CHECK BY	PLAN NO.	ISSUE								
	28SEPT2017		AK	PMM			AS NOTED				SCB-S-2000	0								



TYPICAL SECTION OF EXISTING SPAN
SCALE: 3/8"=1'-0"



SIDEWALK REPAIR DETAIL
SCALE: 3/4"=1'-0"



TYPICAL SECTION OF PROPOSED SPAN
SCALE: 3/8"=1'-0"

MASSACHUSETTS BAY TRANSPORTATION AUTHORITY
GREEN LINE EXTENSION DESIGN-BUILD PROJECT
MBTA CONTRACT NO. E22CN07
SOMERVILLE/MEDFORD, MASSACHUSETTS

**SCHOOL STREET BRIDGE
TYPICAL SECTIONS AND DETAILS**

NOT FOR CONSTRUCTION

GLX **massDOT** Massachusetts Department of Transportation

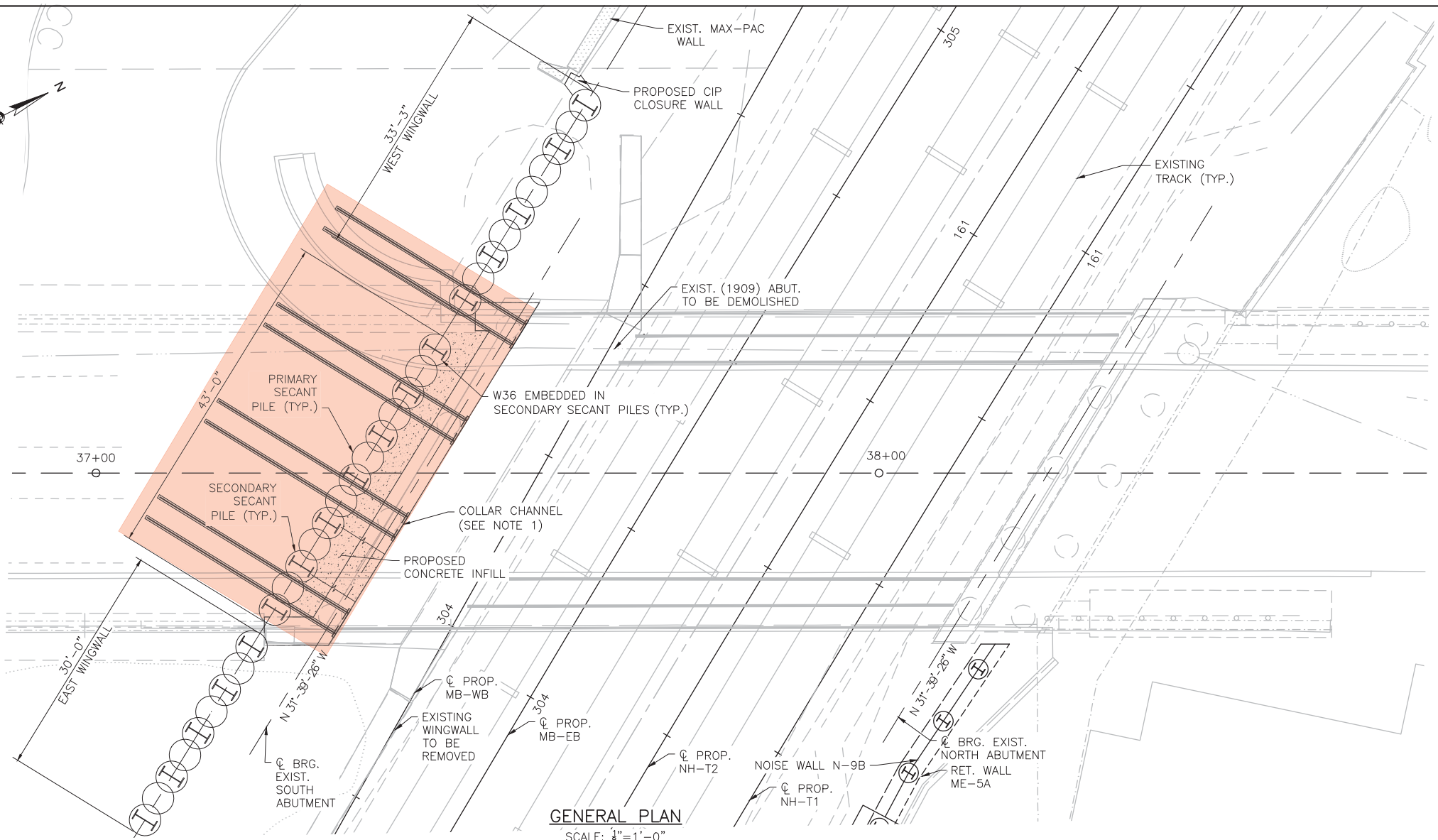
GLP Green Line Partners Lane • Si • Judlau • LMH-CMC JV

WSP

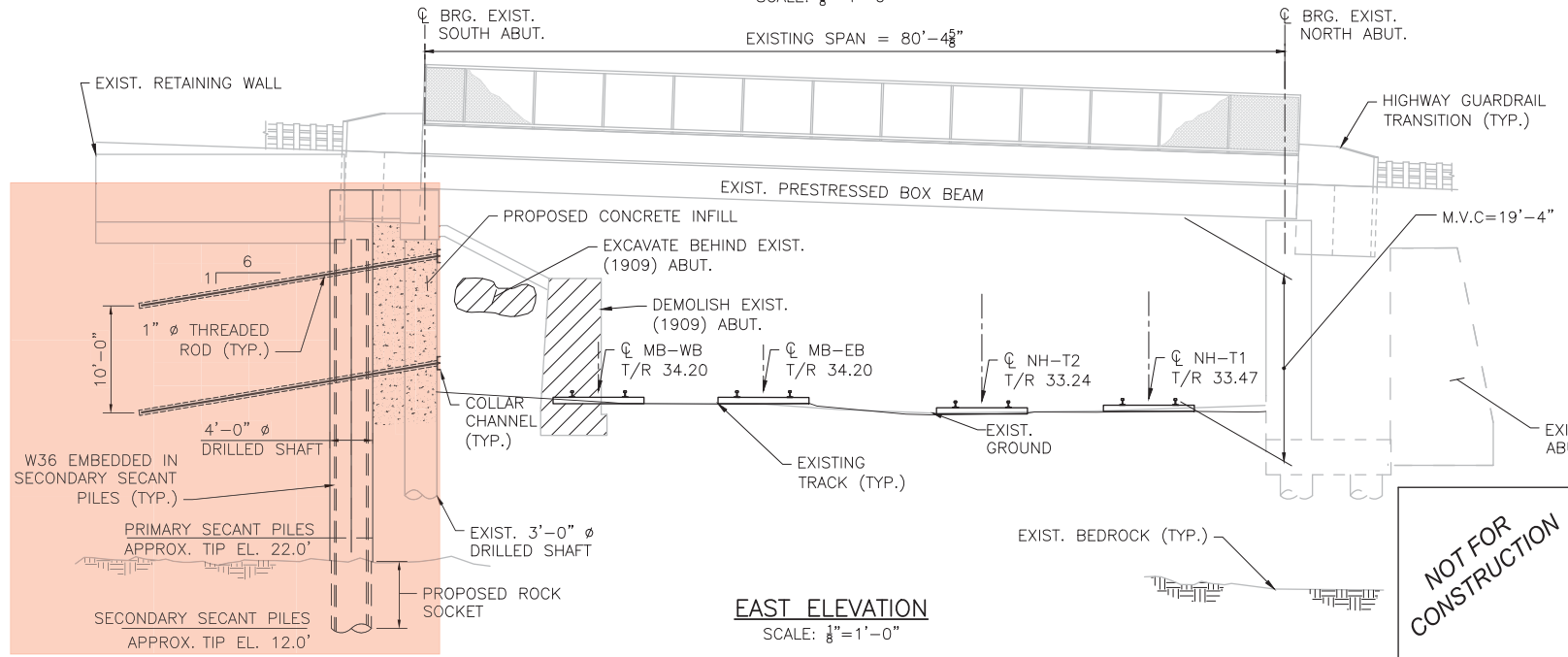
0	09/28/2017	TECHNICAL PROPOSAL			
ISSUE	DATE	DESCRIPTION	BY	CHKD	APP.

SCALE: AS NOTED DRAWN BY: AK DESIGN BY: PMM CHECK BY: - PLAN NO. SHEET: SCB-S-2001 ISSUE 0

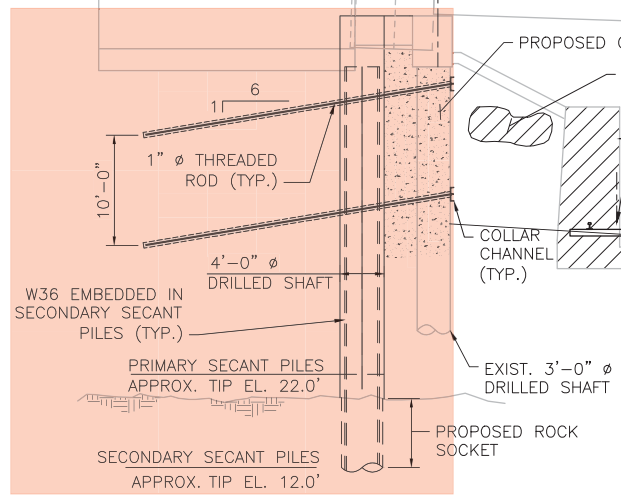
PLOTTED: 09/22/17 8:09AM BY: WIRAWONGSA
 DRAWING: C:\BA\WSP\PE-15-FW-02\WSP_ALEXANDER\RIAKOIS\DM5670\BR-01-SCHOOL-SEG.DWG [STR SHEET] 09/19/17 5:34PM




GENERAL PLAN
SCALE: 1/8" = 1'-0"



EAST ELEVATION
SCALE: 1/8" = 1'-0"



PLOTTED: 09/22/17 9:30AM BY: VIKRAMSICA
 DRAWING: C:\BAA\WSP-FBI-JS-FW-02\WSP-ALEXANDER\RIKAKOIS\DM525670\BR-01-LOWELL_GPE.DWG [STR SHEET] 09/20/17 6:07PM


 MASSACHUSETTS BAY TRANSPORTATION AUTHORITY
 GREEN LINE EXTENSION DESIGN-BUILD PROJECT
 MBTA CONTRACT NO. E22CN07
 SOMERVILLE/MEDFORD, MASSACHUSETTS

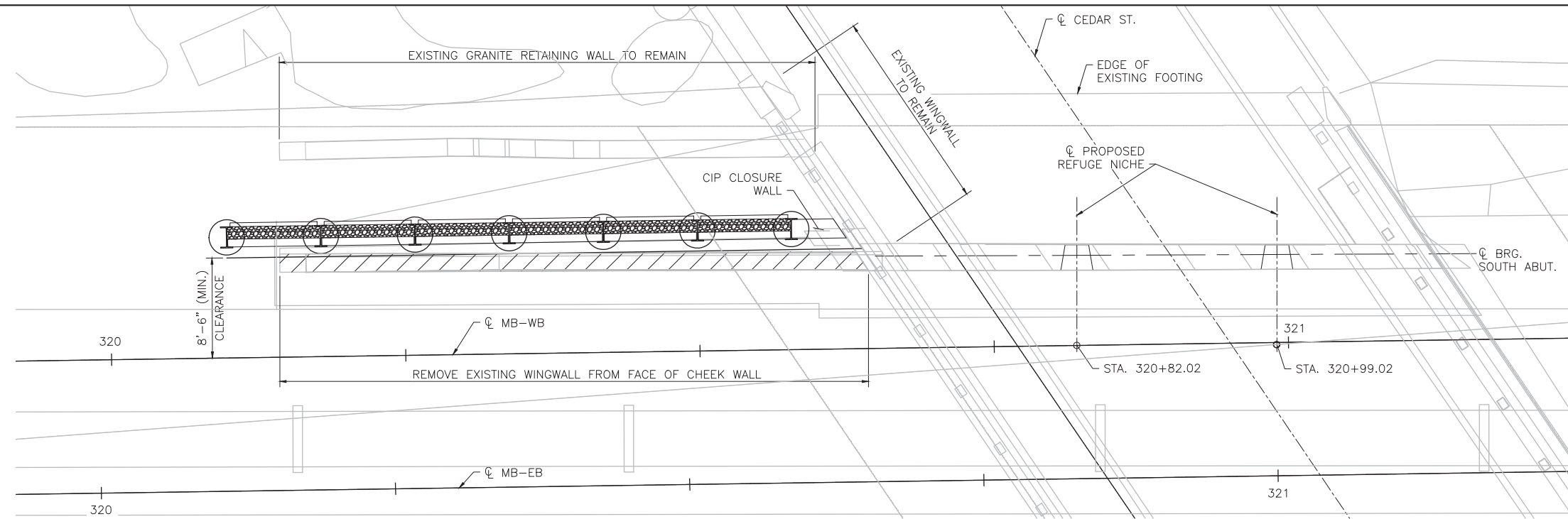
**LOWELL STREET BRIDGE
GENERAL PLAN AND ELEVATION**



**NOT FOR
CONSTRUCTION**

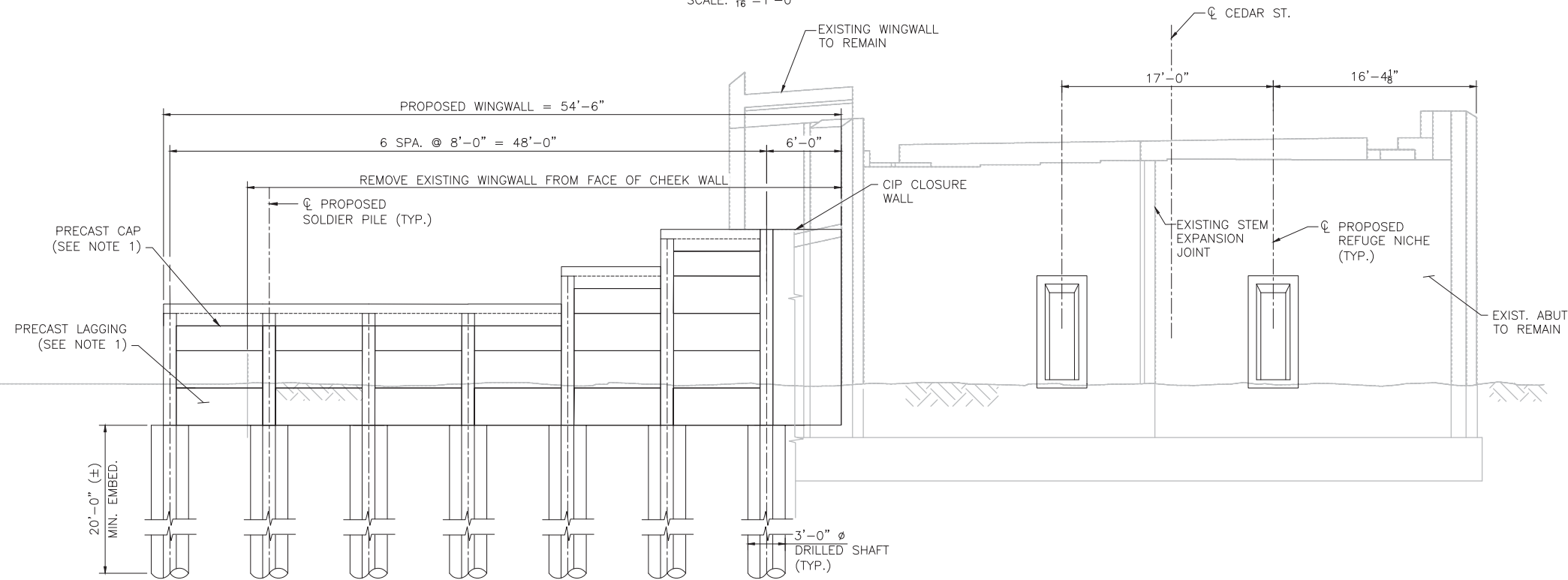
GLX		massDOT Massachusetts Department of Transportation	
0	09/28/2017	TECHNICAL PROPOSAL	
ISSUE	DATE	DESCRIPTION	BY CHKD APP.

SCALE: AS NOTED	DRAWN BY: PMM	DESIGN BY: -	CHECK BY: -	PLAN NO.:	ISSUE: 0
DATE: 28SEPT2017				SHEET: LSB-S-2000	



PLAN — EXISTING SOUTH ABUTMENT

SCALE: 1/8" = 1'-0"



ELEVATION — EXISTING SOUTH ABUTMENT

EXISTING WINGWALL NOT SHOWN FOR CLARITY

SCALE: 1/8" = 1'-0"

NOTES:

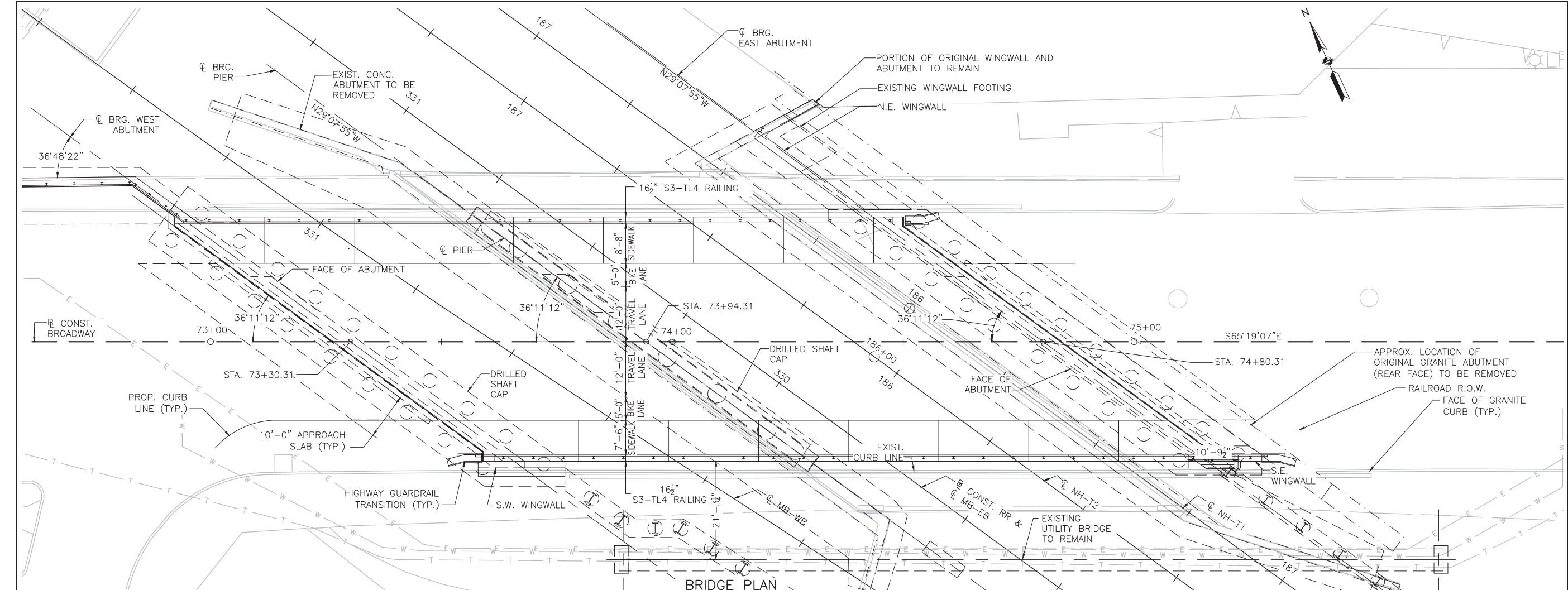
1. FOR DETAILS OF THE SOLDIER PILE WALL AND CAP, SEE RETAINING WALL DRAWINGS.

DRAWING: C:\BMS\WSP-PB-US-PW-02\WSP-ALEXANDER\KIRIAKIDIS\MS256570\BR-01-CEDAR-ST-ABUTMENT\DWG [STR SHEET] 09/22/17 8:38AM

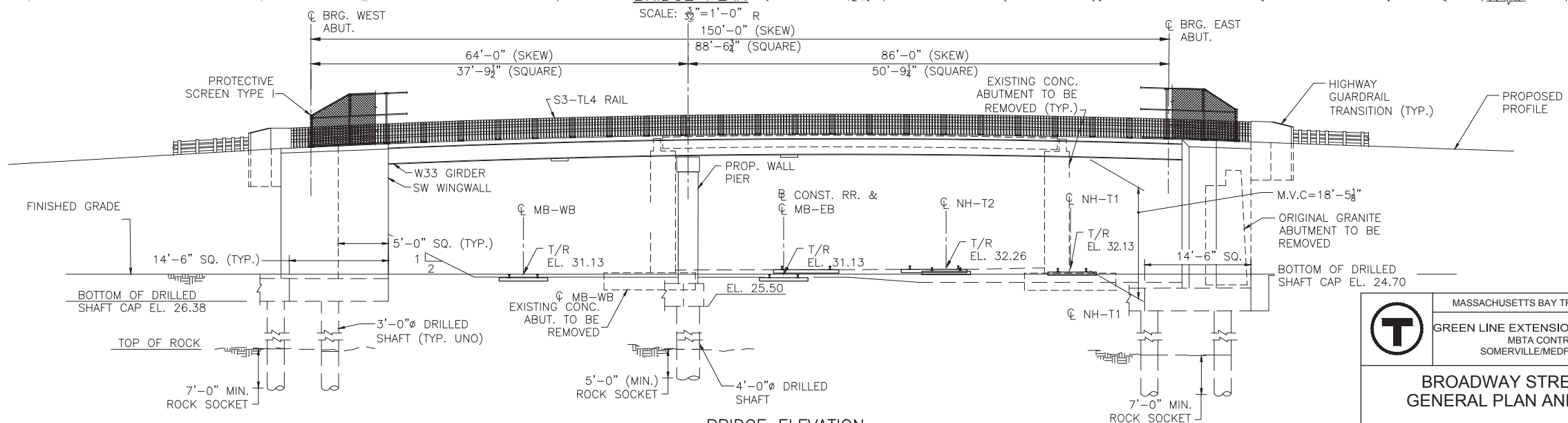
T	MASSACHUSETTS BAY TRANSPORTATION AUTHORITY
	GREEN LINE EXTENSION DESIGN-BUILD PROJECT MBTA CONTRACT NO. E22CN07 SOMERVILLE/MEDFORD, MASSACHUSETTS

**CEDAR STREET BRIDGE
SOUTH ABUTMENT PLAN AND ELEVATION**

NOT FOR CONSTRUCTION	GLX massDOT Massachusetts Department of Transportation	GLP Green Line Partners Lane • Si • Judlau • LMH-CMC JV	WSP
	0 09/28/2017 TECHNICAL PROPOSAL	SCALE: AS NOTED	DATE: 28SEPT2017
	ISSUE DATE DESCRIPTION BY CHKD APP.	DRAWN BY DESIGN BY CHECK BY	DATE: 28SEPT2017 PMM PMM -



BRIDGE PLAN
SCALE: 3/32" = 1'-0" R



BRIDGE ELEVATION
SCALE: 3/32" = 1'-0"

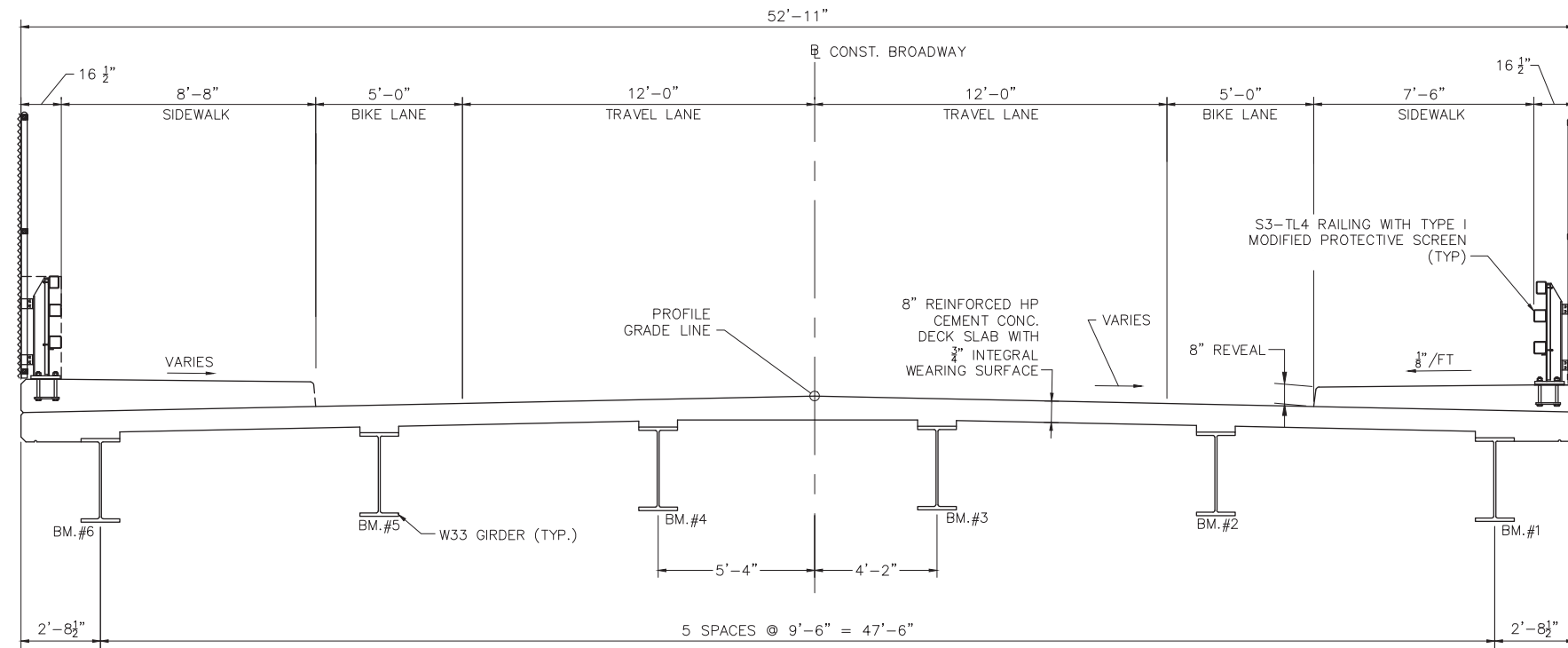
T MASSACHUSETTS BAY TRANSPORTATION AUTHORITY
GREEN LINE EXTENSION DESIGN-BUILD PROJECT
MBTA CONTRACT NO. E22CN07
SOMERVILLE/MEDFORD, MASSACHUSETTS

**BROADWAY STREET BRIDGE
GENERAL PLAN AND ELEVATION**

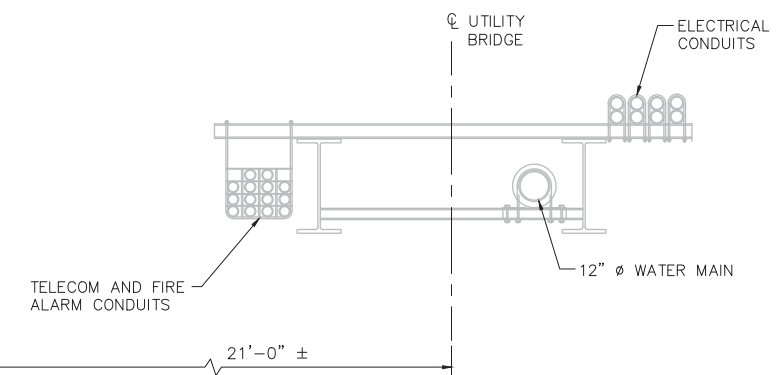
NOT FOR CONSTRUCTION	GLX		massDOT Massachusetts Department of Transportation		GLP Green Line Partners Lane • Si • Judlau • LMH-CMC JV	
	0	09/28/2017	TECHNICAL PROPOSAL			
	ISSUE	DATE	DESCRIPTION	BY	CHKD	APP.

SCALE: AS NOTED	DRAWN BY: PMM	DESIGN BY: PMM	CHECK BY: -	PLAN NO.	ISSUE
DATE: 28SEPT2017				SHEET: BRB-S-2000	0

PLOTTED: 09/22/17 8:55AM BY: KIRANAKUSA
 DRAWING: C:\BAS\WSP-PB-US-PW-02\WSP-ALEXANDER.KIRANAKUSA\MS05670\BR-01-BROADWAY_GPE.DWG (STR SHEET) 09/22/17 8:42AM

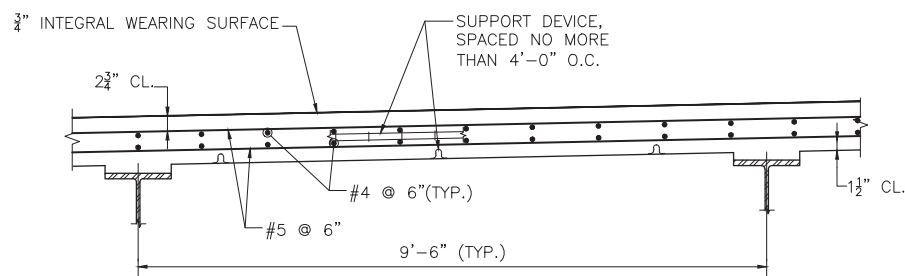


TRANSVERSE SECTION
SCALE: 3/8" = 1'-0"

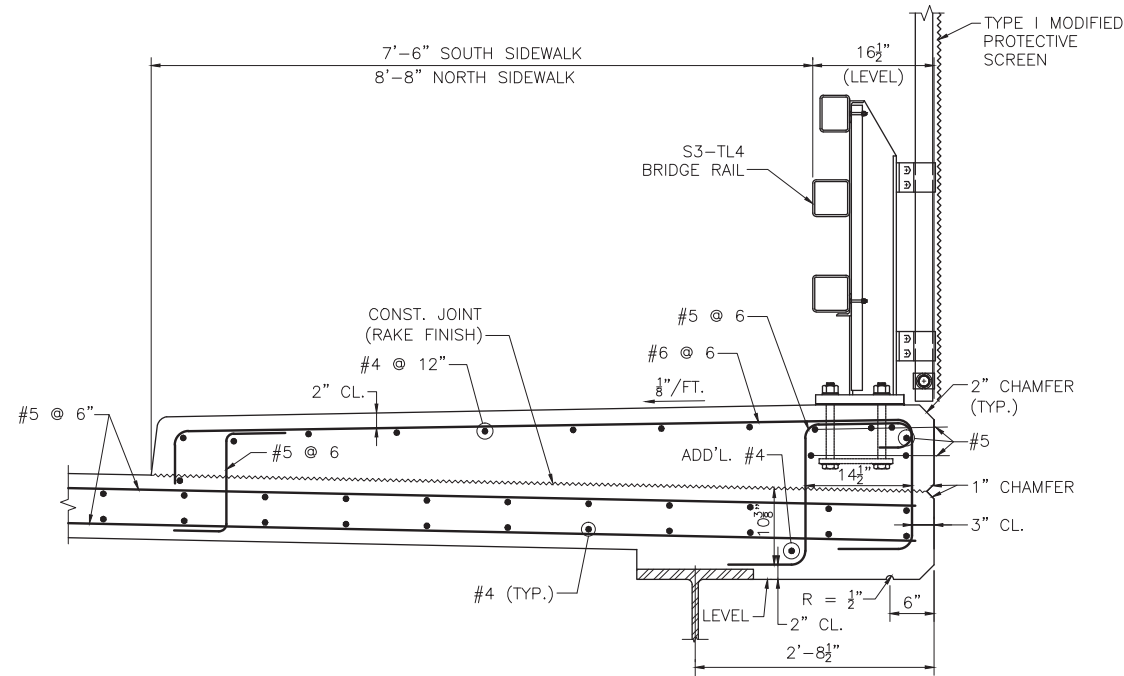


NOTES:

- ROADWAY DECK SLAB SHALL BE 4000 PSI, 3/4" IN, 585 HP CEMENT CONCRETE.
- LONGITUDINAL REINFORCEMENT SHALL BE PLACED PARALLEL TO THE CL OF CONSTRUCTION. TRANSVERSE (PRIMARY) REINFORCEMENT SHALL BE PLACED PERPENDICULAR TO THE CL OF CONSTRUCTION.
- ALL REINFORCEMENT AND SUPPORT DEVICES SHALL BE COATED.



TYPICAL DECK REINFORCEMENT
SCALE: 3/4" = 1'-0"



SECTION THRU SIDEWALK
SCALE: 1" = 1'-0"

MASSACHUSETTS BAY TRANSPORTATION AUTHORITY
GREEN LINE EXTENSION DESIGN-BUILD PROJECT
MBTA CONTRACT NO. E22CN07
SOMERVILLE/MEDFORD, MASSACHUSETTS

**BROADWAY STREET BRIDGE
TYPICAL SECTIONS AND DETAILS**

NOT FOR CONSTRUCTION

GLX **massDOT** Massachusetts Department of Transportation

GLP Green Line Partners Lane • Si • Judlau • LMH-CMC JV

WSP

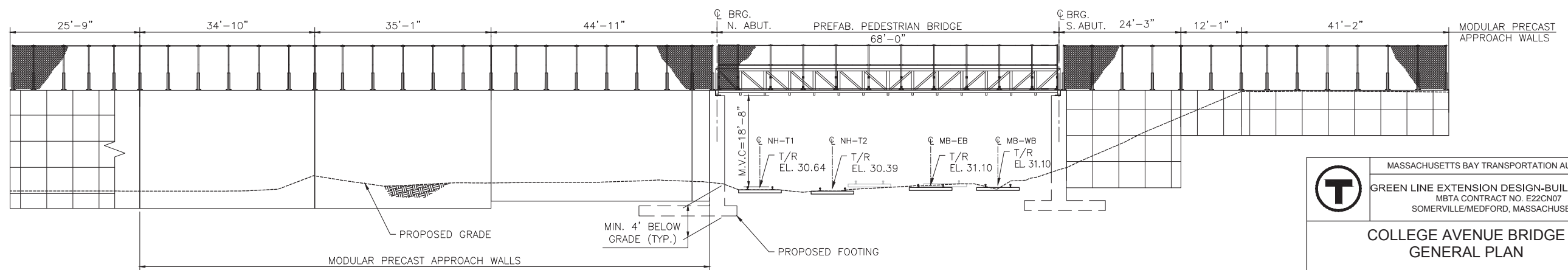
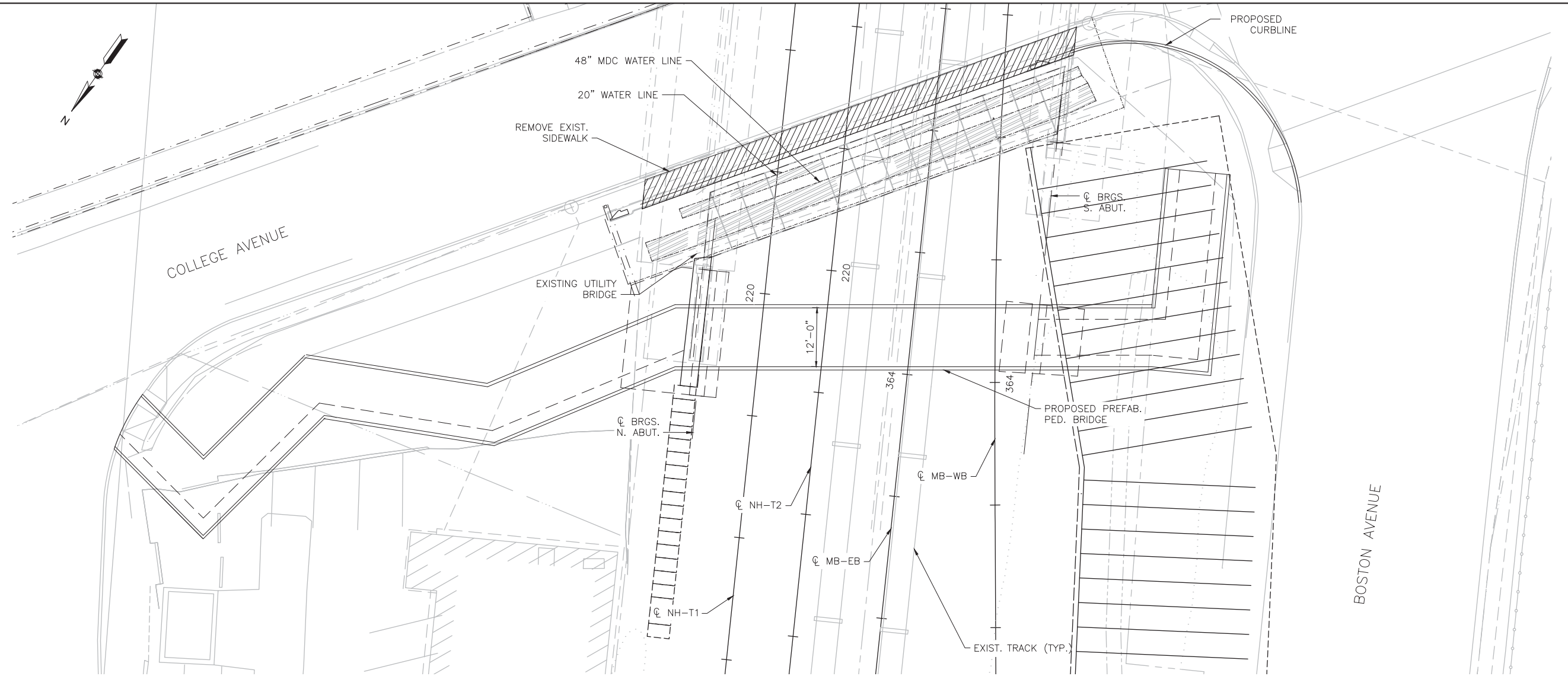
0	09/28/2017	TECHNICAL PROPOSAL			
ISSUE	DATE	DESCRIPTION	BY	CHKD	APP.

SCALE: AS NOTED
DATE: 28SEPT2017
DRAWN BY: AC
DESIGN BY: -
CHECK BY: -


PLAN NO. SHEET: BRB-S-2001

ISSUE 0

PLOTTED: 09/22/17 9:25AM BY: KIRANKANSA
 DRAWING: C:\BMS\WSP-PB-US-PW-02\WSP-ALEXANDER.KIRANKANSA\MS05670\BR-01-BROADWAY_SECTION.DWG [STR SHEET] 09/22/17 9:25AM



PLOTTED: 09/22/17 9:17AM BY: KIRANDESA
 DRAWING: C:\BKV\WSP-FB-US-PW-02.WSP...ALEXANDER.KIRANDESA\DM505670\BR-01-COLLEGE_GPE.DWG [STR SHEET] 09/21/17 4:24PM

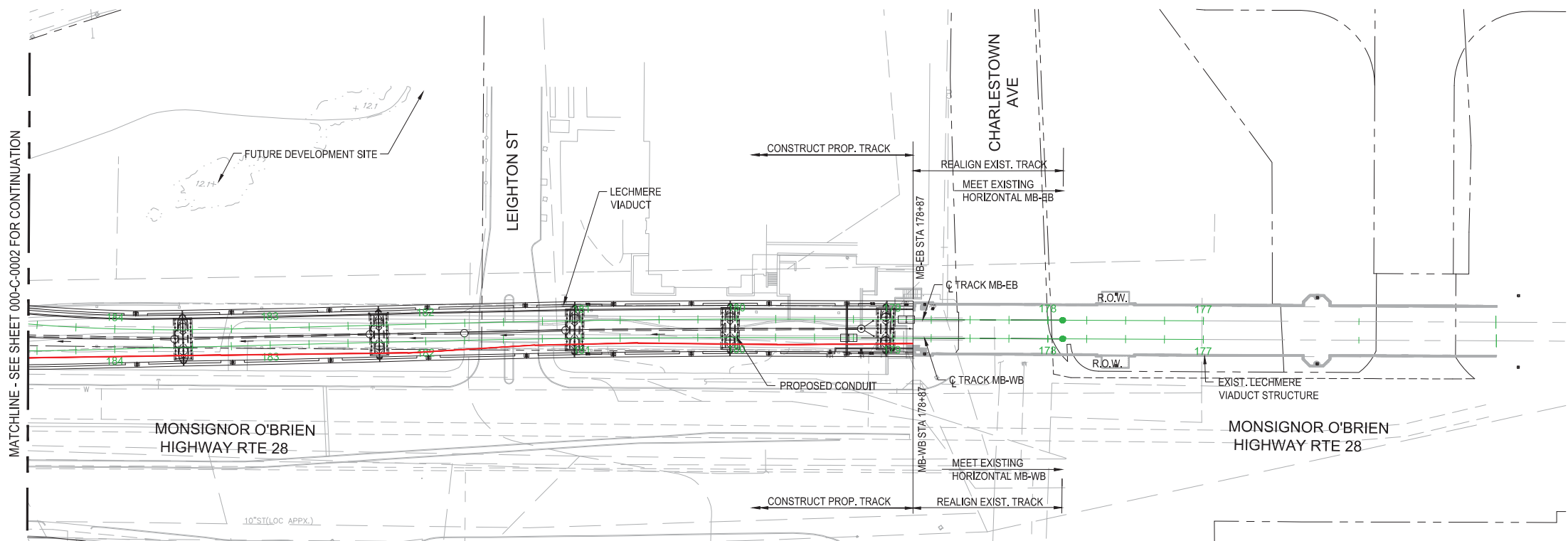
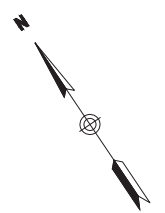
 MASSACHUSETTS BAY TRANSPORTATION AUTHORITY
 GREEN LINE EXTENSION DESIGN-BUILD PROJECT
 MBTA CONTRACT NO. E22CN07
 SOMERVILLE/MEDFORD, MASSACHUSETTS

COLLEGE AVENUE BRIDGE
GENERAL PLAN


NOT FOR CONSTRUCTION



ISSUE	DATE	DESCRIPTION	BY	CHKD	APP.	SCALE	DRAWN BY	DESIGN BY	CHECK BY	PLAN NO.	ISSUE
0	09/28/2017	TECHNICAL PROPOSAL				SCALE: AS NOTED				PLAN NO.	ISSUE
						DATE:	PMM			SHEET: C0B-S-2000	0



MATCHLINE - SEE SHEET 000-C-0002 FOR CONTINUATION



T MASSACHUSETTS BAY TRANSPORTATION AUTHORITY
 GREEN LINE EXTENSION DESIGN-BUILD PROJECT
 MBTA CONTRACT NO. E22CN07
 SOMERVILLE/MEDFORD, MASSACHUSETTS

**MEDFORD BRANCH
 CORRIDOR PLAN
 STA MB-EB 175+00 TO STA MB-EB 184+50**

**NOT FOR
 CONSTRUCTION**

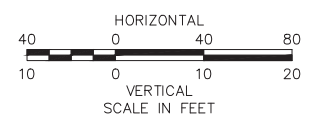
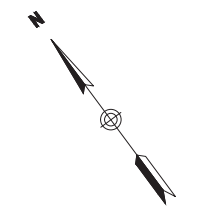
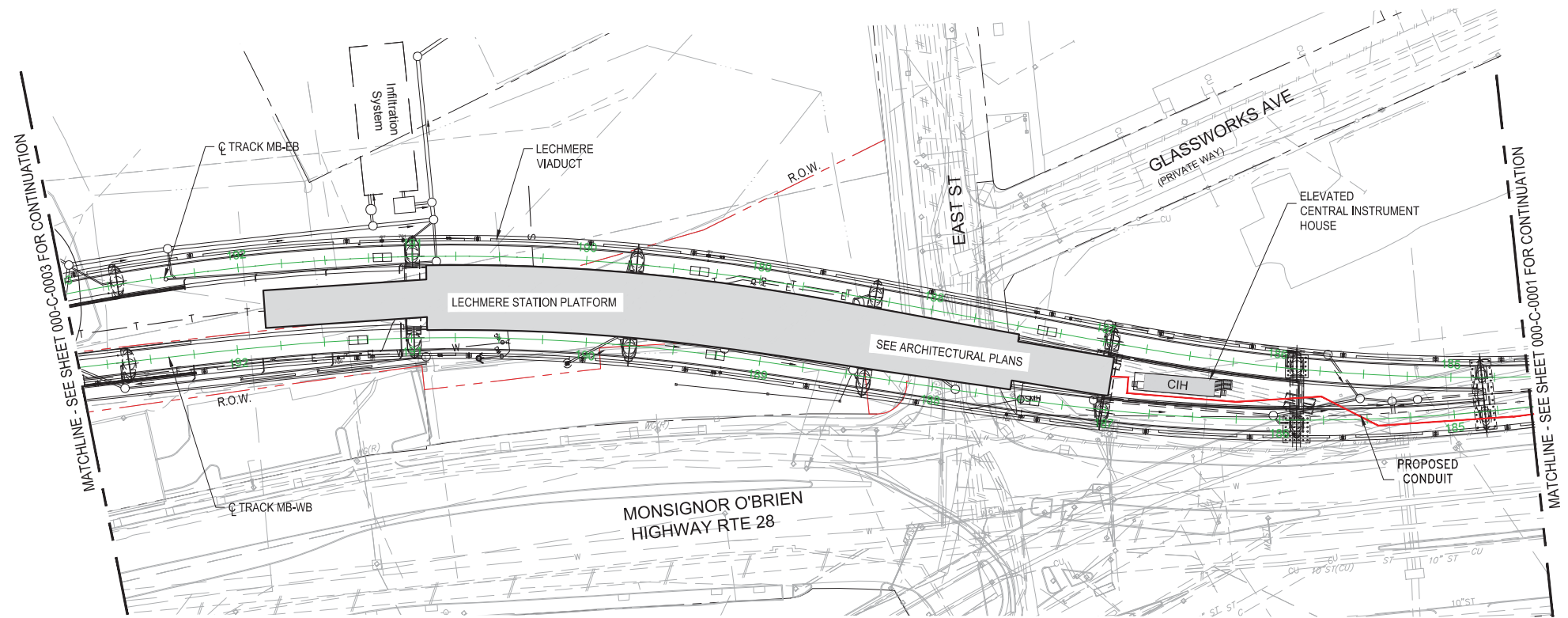


ISSUE	DATE	DESCRIPTION	BY	CHKD	APP.
0	09/28/2017	TECHNICAL PROPOSAL			

SCALE: AS NOTED	DRAWN BY: SMD	DESIGN BY: SMD	CHECK BY: CD	PLAN NO.	ISSUE
DATE:				SHEET: 000-C-0001	0

PROJECT: 09/22/17_3.LRM_BY:VISA/AMERICA
 DRAWING: C:\BMS\WSP-FB-US-PW-02\WSP_ALEXANDER.KIRAKIDIS\000-C-0001-0002.DWG [C-0001] 09/22/17 10:13AM

PLOTTED: 09/22/17 2:34PM BY: WBA/MS/CA
 DRAWING: G:\BMS\WSP-PB-US-PW-C3\WSP-ALEXANDER.KRIVANOS\000-C-0001-0001-0007.DWG [C-0002] 09/22/17 10:13AM



MASSACHUSETTS BAY TRANSPORTATION AUTHORITY
 GREEN LINE EXTENSION DESIGN-BUILD PROJECT
 MBTA CONTRACT NO. E22CN07
 SOMERVILLE/MEDFORD, MASSACHUSETTS

MEDFORD BRANCH
CORRIDOR PLAN
 STA MB-EB 184+50 TO STA MB-EB 193+00

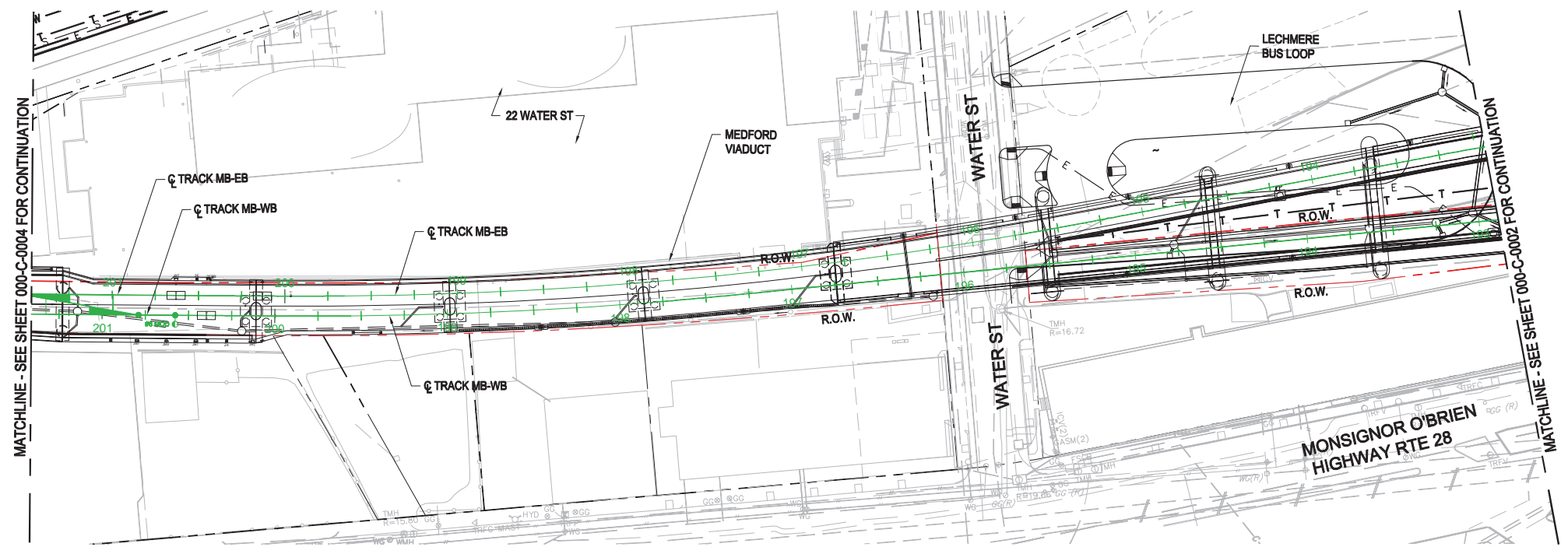
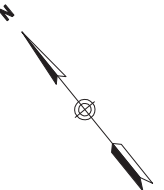
NOT FOR CONSTRUCTION



ISSUE	DATE	DESCRIPTION	BY	CHK'D	APP.
0	09/28/2017	TECHNICAL PROPOSAL			

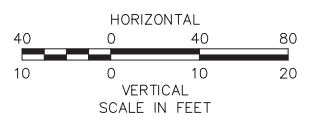
SCALE: AS NOTED	DRAWN BY: SMD	DESIGN BY: SMD	CHECK BY: CD	PLAN NO.	ISSUE
DATE:				SHEET: 000-C-0002	<input type="radio"/>





MATCHLINE - SEE SHEET 000-C-0004 FOR CONTINUATION

MATCHLINE - SEE SHEET 000-C-0002 FOR CONTINUATION



T MASSACHUSETTS BAY TRANSPORTATION AUTHORITY
GREEN LINE EXTENSION DESIGN-BUILD PROJECT
 MBTA CONTRACT NO. E22CN07
 SOMERVILLE/MEDFORD, MASSACHUSETTS

**MEDFORD BRANCH
 CORRIDOR PLAN**
 STA MB-EB 193+00 TO STA MB-EB 201+50

**NOT FOR
 CONSTRUCTION**

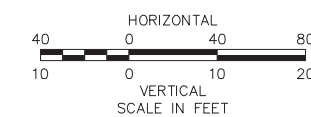
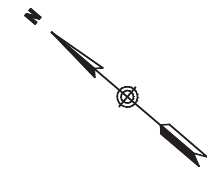
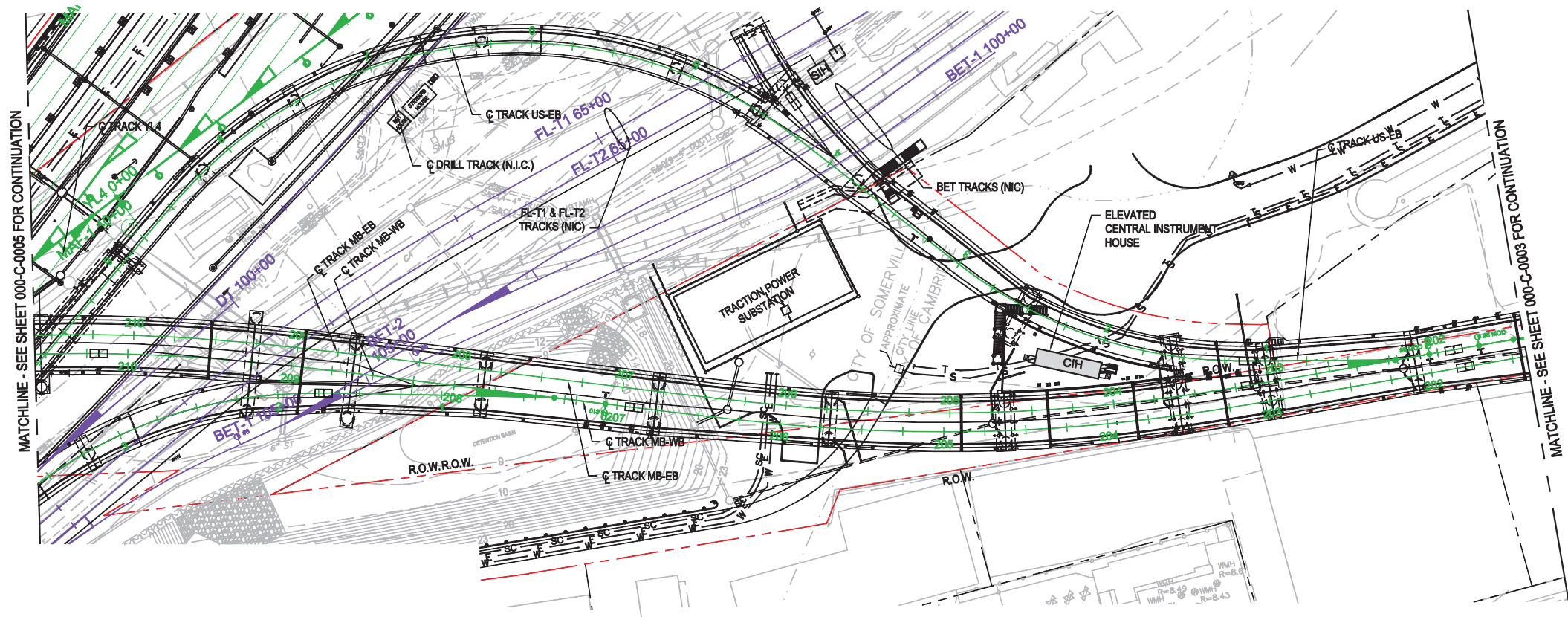


ISSUE	DATE	DESCRIPTION	BY	CHKD	APP.
0	09/28/2017	TECHNICAL PROPOSAL			

SCALE: AS NOTED	DRAWN BY: SMD	DESIGN BY: SMD	CHECK BY: CD	PLAN NO. SHEET: 000-C-0003	ISSUE
-----------------	---------------	----------------	--------------	----------------------------	-------

DRAWING: C:\BMS\WSP-PB-US-PW-02\WSP-LEWIS\NEWMAN\000-C-0001-0007.DWG [C-0003] 09/22/17 8:06AM

PLOTTED: 09/22/17 05:14M BY: NEWMAN
 DRAWING: C:\BMS\WSP-PE-15-02\WSP_LEWIS-NEWMAN\0505871_000-C-0001-0007.DWG [C-0004] 09/22/17 8:06AM



MASSACHUSETTS BAY TRANSPORTATION AUTHORITY
GREEN LINE EXTENSION DESIGN-BUILD PROJECT
 MBTA CONTRACT NO. E22CN07
 SOMERVILLE/MEDFORD, MASSACHUSETTS

**MEDFORD BRANCH
 CORRIDOR PLAN**
 STA MB-EB 201+50 TO STA MB-EB 210+50

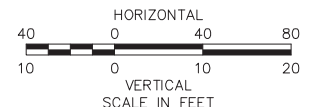
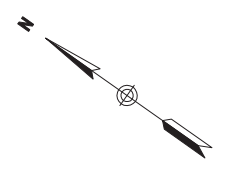
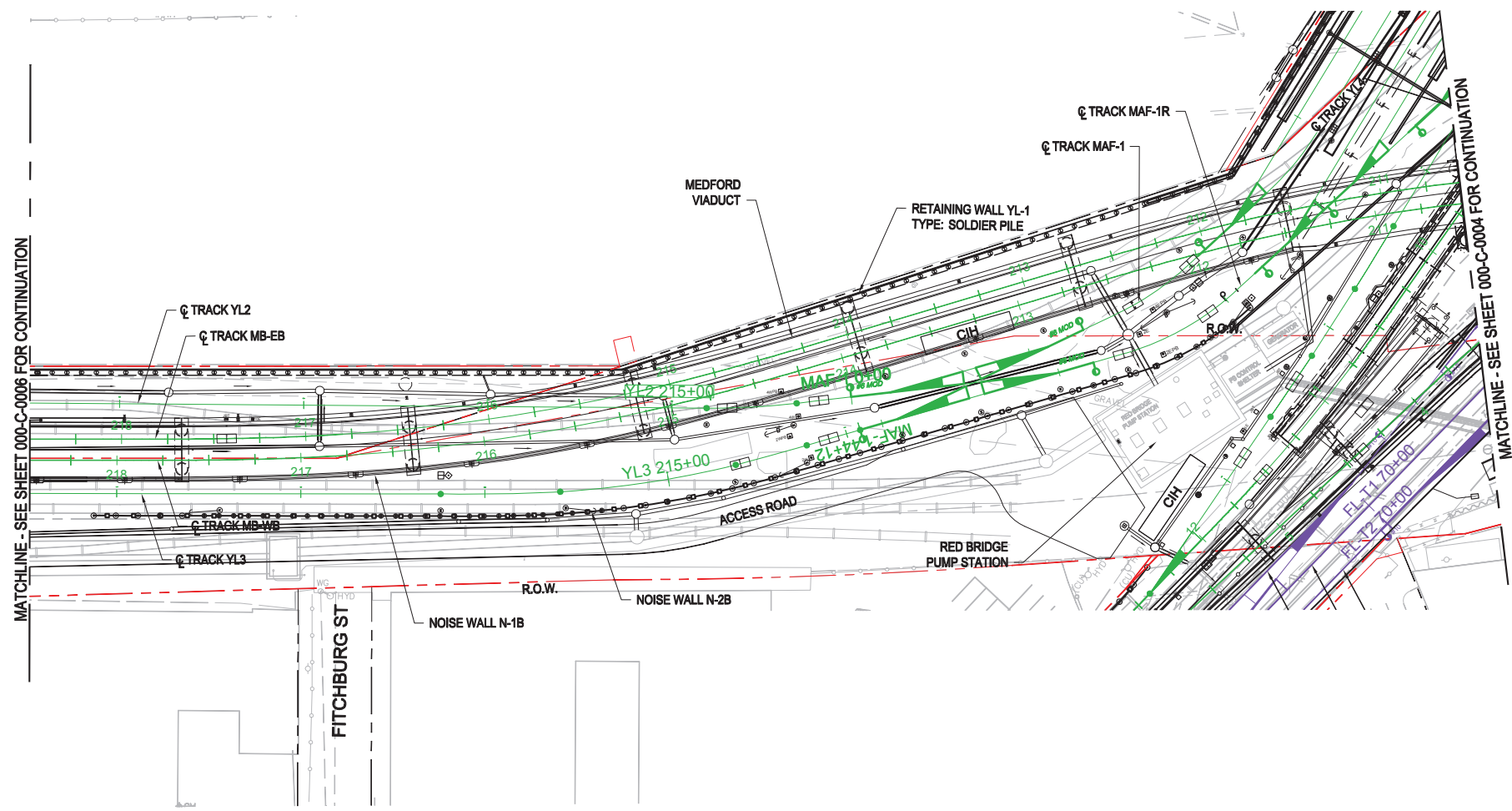
**NOT FOR
CONSTRUCTION**



0	09/28/2017	TECHNICAL PROPOSAL								
ISSUE	DATE	DESCRIPTION	BY	CHKD	APP.	SCALE: AS NOTED	DRAWN BY: SMD	DESIGN BY: SMD	CHECK BY: CD	PLAN NO.
						DATE:				SHEET: 000-C-0004



PLOTTED: 09/22/17 05:12AM BY: NEWMAN
 DRAWING: C:\BMS\WSP-FE-FW-02\WSP_LEWIS_NEWMAN\0505671_000-C-0001-0007.DWG [C-0005] 09/22/17 8:06AM



MASSACHUSETTS BAY TRANSPORTATION AUTHORITY
GREEN LINE EXTENSION DESIGN-BUILD PROJECT
 MBTA CONTRACT NO. E22CN07
 SOMERVILLE/MEDFORD, MASSACHUSETTS

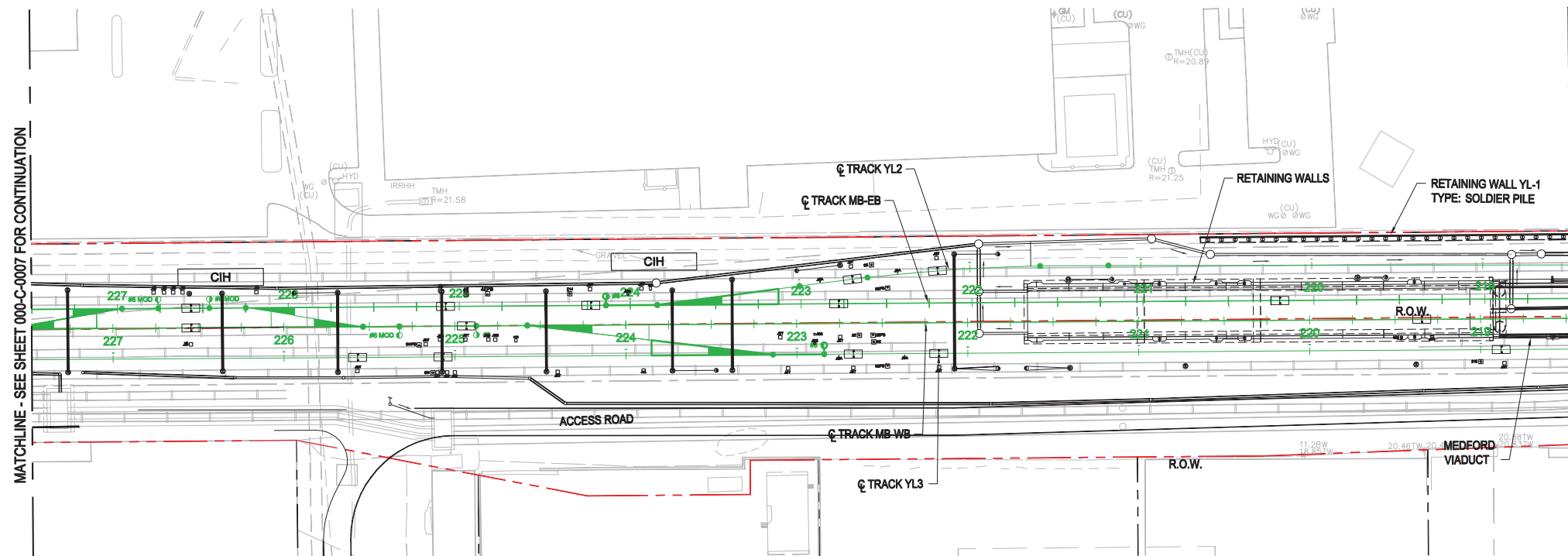
MEDFORD BRANCH CORRIDOR PLAN
 STA MB-EB 210+50 TO STA MB-EB 218+50

NOT FOR CONSTRUCTION



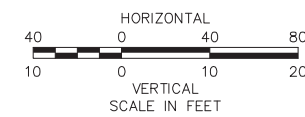
0	09/28/2017	TECHNICAL PROPOSAL									
ISSUE	DATE	DESCRIPTION	BY	CHKD	APP.	SCALE: AS NOTED	DRAWN BY: SMD	DESIGN BY: SMD	CHECK BY: CD	PLAN NO.	ISSUE
						DATE:				SHEET: 000-C-0005	110

PLOTTED: 09/22/17 8:14AM BY: NEWMAN
 DRAWING: C:\BAC\WSP-PE-05-PW-02\WSP-LEWIS.NEWMAN\DESIGN\000-C-0001-0007.DWG [C-0006] 09/22/17 8:06AM



MATCHLINE - SEE SHEET 000-C-0007 FOR CONTINUATION

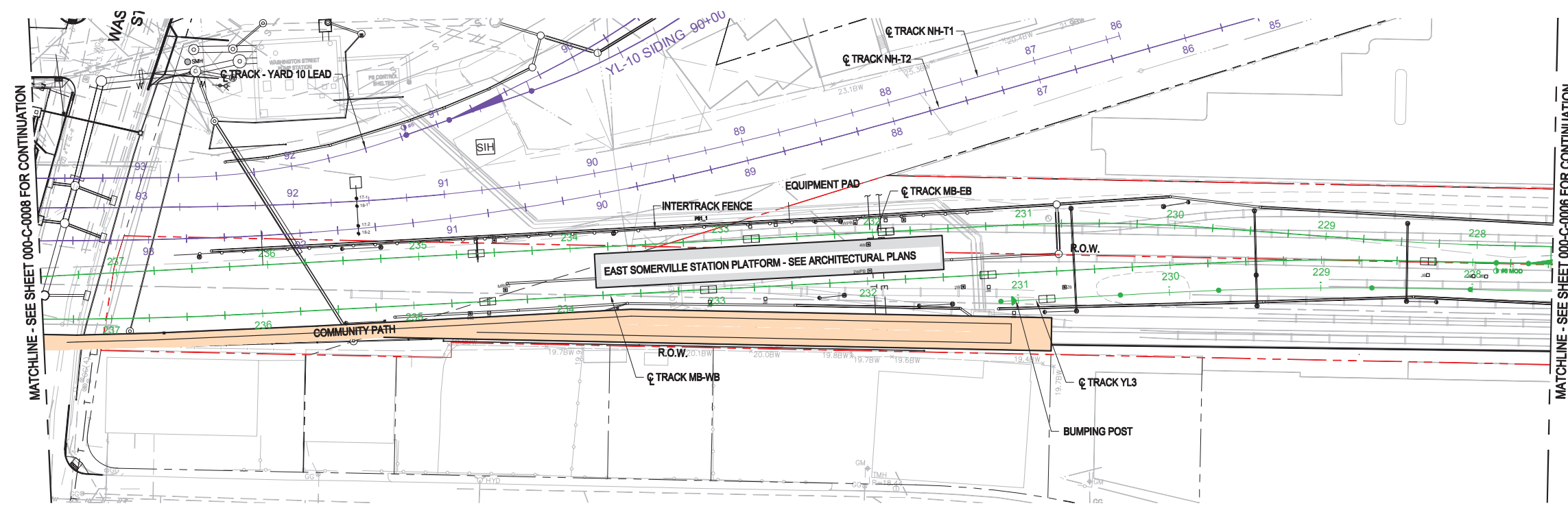
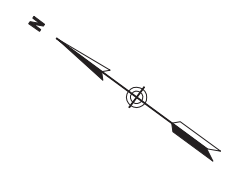
MATCHLINE - SEE SHEET 000-C-0005 FOR CONTINUATION



MASSACHUSETTS BAY TRANSPORTATION AUTHORITY
GREEN LINE EXTENSION DESIGN-BUILD PROJECT
 MBTA CONTRACT NO. E22CN07
 SOMERVILLE/MEDFORD, MASSACHUSETTS

MEDFORD BRANCH
CORRIDOR PLAN
 STA MB-EB 218+50 TO STA MB-EB 227+50

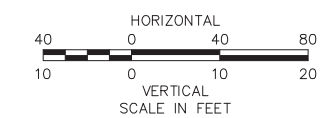
NOT FOR CONSTRUCTION											
	0 09/28/2017 TECHNICAL PROPOSAL	MASSACHUSETTS DEPARTMENT OF TRANSPORTATION	Lane • Si • Judlau • LMH-CMC JV	Lane • Si • Judlau • LMH-CMC JV							
ISSUE	DATE	DESCRIPTION	BY	CHKD	APP.	SCALE: AS NOTED	DRAWN BY: SMD	DESIGN BY: SMD	CHECK BY: CD	PLAN NO.	ISSUE
						DATE:				SHEET: 000-C-0006	



MATCHLINE - SEE SHEET 000-C-0008 FOR CONTINUATION

MATCHLINE - SEE SHEET 000-C-0006 FOR CONTINUATION

PLOTTED: 09/22/17 8:13AM BY: NEWMAN
 DRAWING: C:\BAS\WSP-PB-US-PW-02.WSP LEWIS NEWMAN\DM525671\000-C-0001-0007.DWG [C-0007] 09/22/17 8:06AM



MASSACHUSETTS BAY TRANSPORTATION AUTHORITY
GREEN LINE EXTENSION DESIGN-BUILD PROJECT
 MBTA CONTRACT NO. E22CN07
 SOMERVILLE/MEDFORD, MASSACHUSETTS

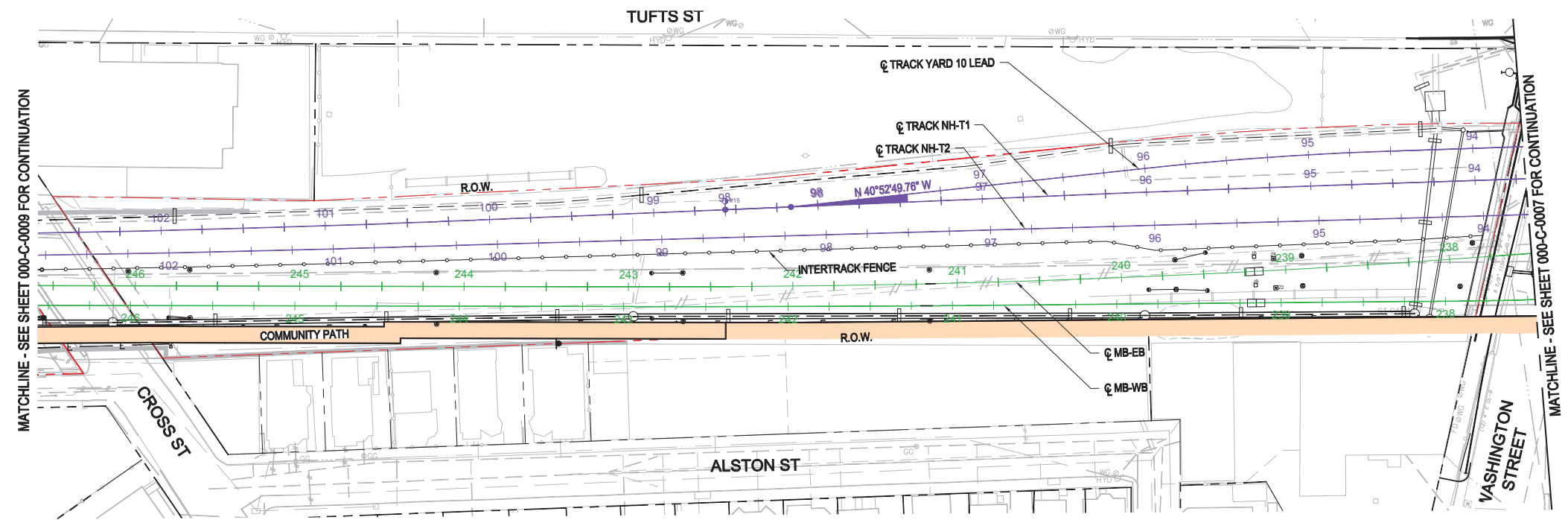
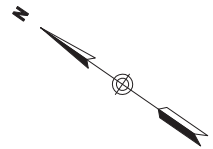
MEDFORD BRANCH
CORRIDOR PLAN
 STA MB-EB 227+50 TO STA MB-EB 237+50

NOT FOR CONSTRUCTION



ISSUE	DATE	DESCRIPTION	BY	CHKD	APP.
0	09/28/2017	TECHNICAL PROPOSAL			
	07/0014				
	01/1614				
	06/0013				

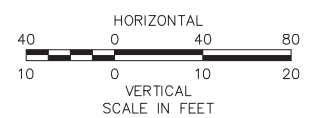
SCALE: AS NOTED	DRAWN BY: SMD	DESIGN BY: SMD	CHECK BY: CD	PLAN NO.	ISSUE
DATE:				SHEET: 000-C-0007	<input type="radio"/>



MATCHLINE - SEE SHEET 000-C-0009 FOR CONTINUATION

MATCHLINE - SEE SHEET 000-C-0007 FOR CONTINUATION

PLOTTED: 09/22/17 8:14AM BY: NEWMAN
DRAWING: C:\BAS\WSP-FB-US-PW-02.WSP LEWIS NEWMAN\DM525671\000-C-0001-0007.DWG [C-0008] 09/22/17 8:06AM



T MASSACHUSETTS BAY TRANSPORTATION AUTHORITY
GREEN LINE EXTENSION DESIGN-BUILD PROJECT
 MBTA CONTRACT NO. E22CN07
 SOMERVILLE/MEDFORD, MASSACHUSETTS

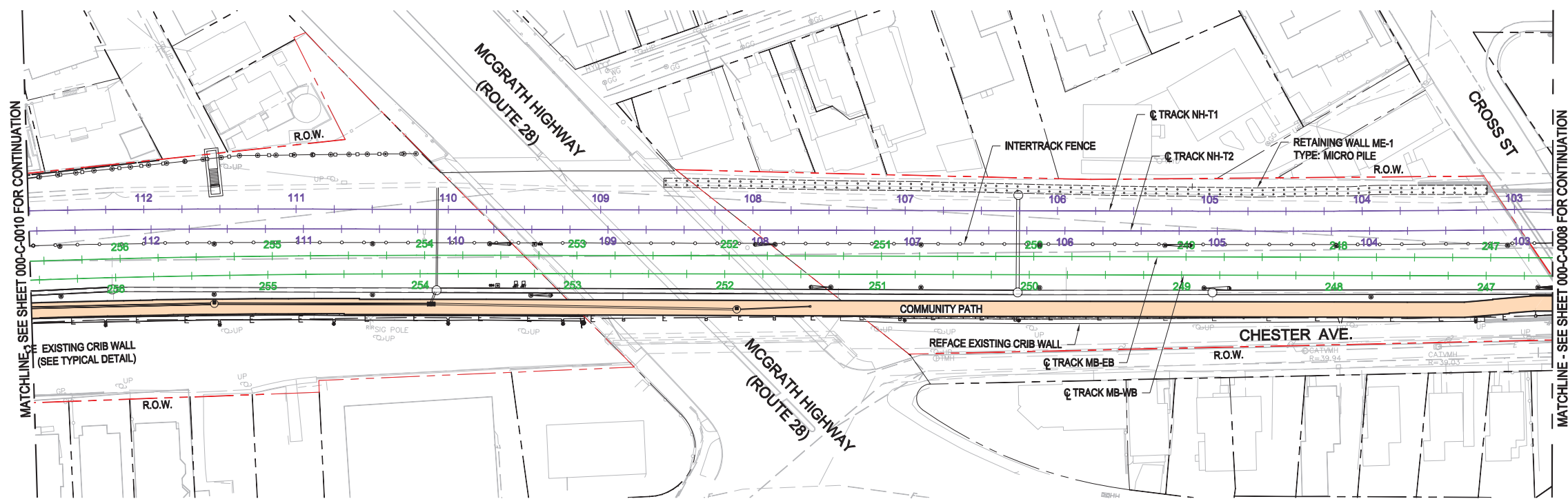
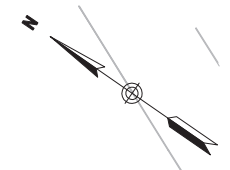
**MEDFORD BRANCH
 CORRIDOR PLAN**
 STA MB-EB 237+50 TO STA MB-EB 246+50

**NOT FOR
 CONSTRUCTION**

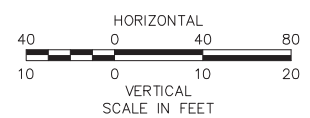


0	09/28/2017	TECHNICAL PROPOSAL			
ISSUE	DATE	DESCRIPTION	BY	CHKD	APP.

SCALE: AS NOTED	DRAWN BY: SMD	DESIGN BY: SMD	CHECK BY: CD	PLAN NO.	ISSUE
DATE:				SHEET: 000-C-0008	<input type="radio"/>



PLOTTED: 09/23/17 8:47PM BY: DESCHANE
 DRAWING: C:\USERS\DESCHANE\APPDATA\LOCAL_TEMP\ACIPUBLISH_2008\000-C-0008-0022.DWG [C-0009] 09/23/17 8:32PM



T MASSACHUSETTS BAY TRANSPORTATION AUTHORITY
GREEN LINE EXTENSION DESIGN-BUILD PROJECT
 MBTA CONTRACT NO. E22CN07
 SOMERVILLE/MEDFORD, MASSACHUSETTS

MEDFORD BRANCH
CORRIDOR PLAN
 STA MB-EB 246+50 TO STA MB-EB 256+50

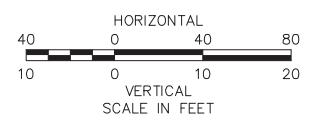
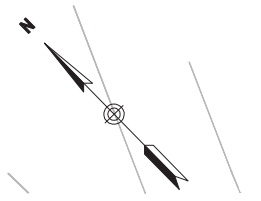
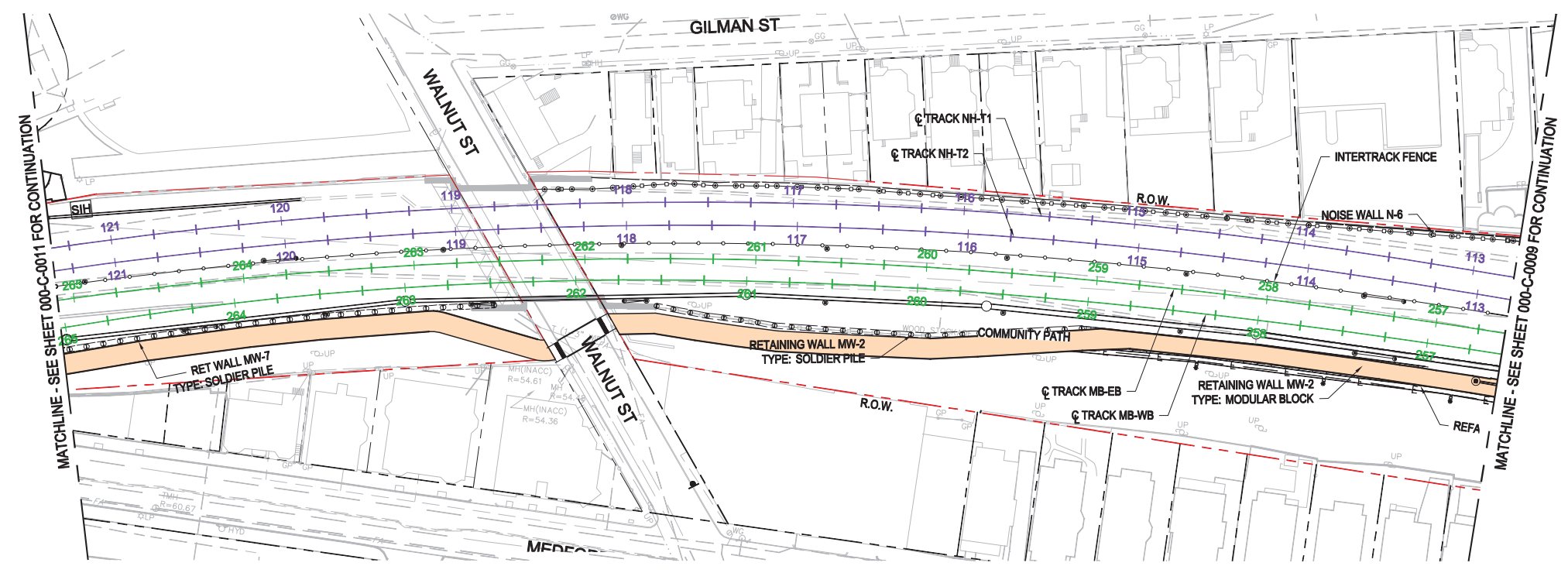
NOT FOR CONSTRUCTION



ISSUE	DATE	DESCRIPTION	BY	CHKD	APP.
0	09/28/2017	TECHNICAL PROPOSAL			

SCALE: AS NOTED	DRAWN BY: SMD	DESIGN BY: SMD	CHECK BY: CD	PLAN NO.	ISSUE
DATE:				SHEET: 000-C-0009	1

PLOTTED: 09/23/17 9:49PM BY: DESCHANE
 DRAWING: C:\USERS\DESCHANE\APPDATA\LOCAL_TEMP\ACIPUBLISH_2008\000-C-0008-0022.DWG [C-0010] 09/23/17 9:32PM



MASSACHUSETTS BAY TRANSPORTATION AUTHORITY
GREEN LINE EXTENSION DESIGN-BUILD PROJECT
 MBTA CONTRACT NO. E22CN07
 SOMERVILLE/MEDFORD, MASSACHUSETTS

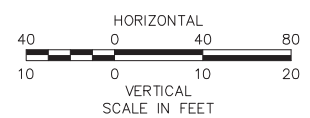
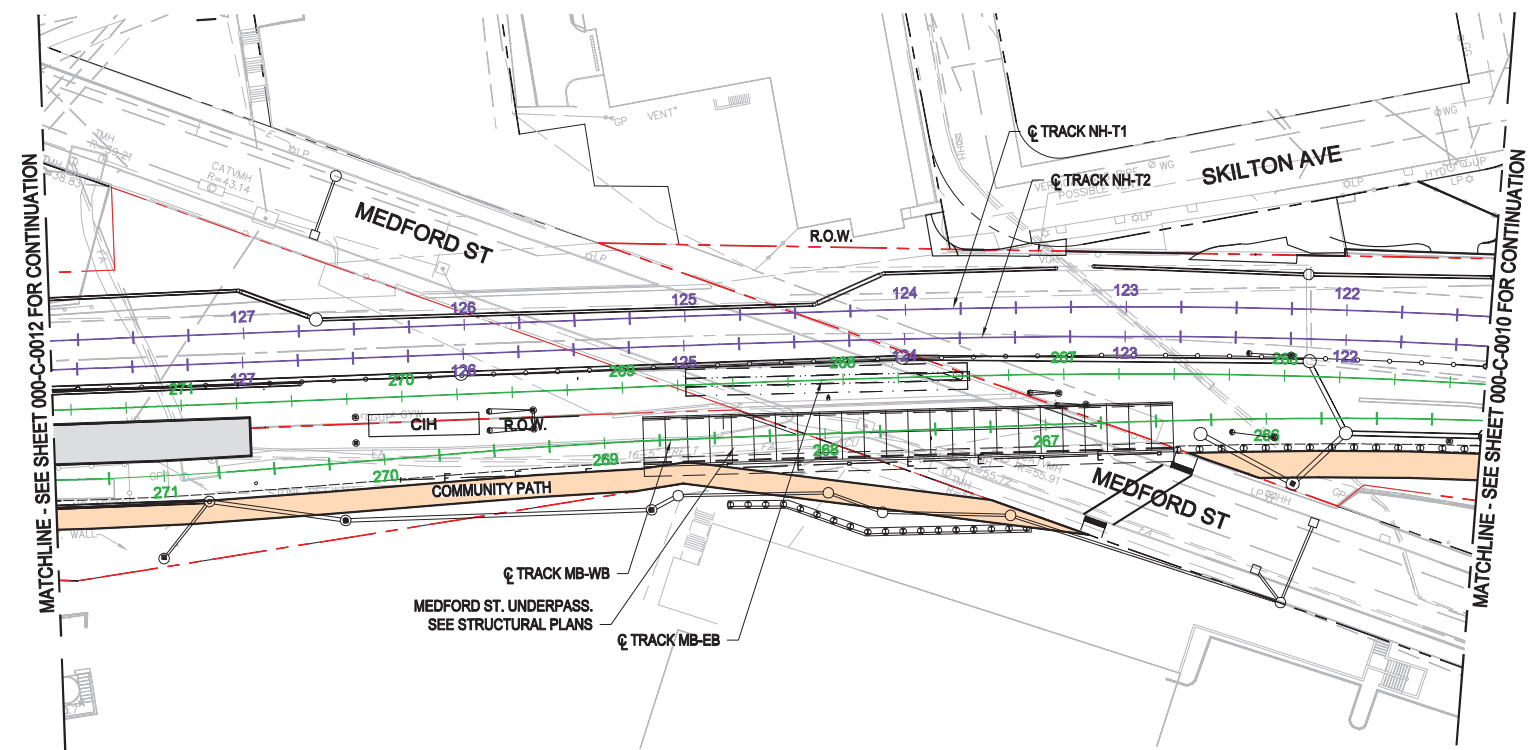
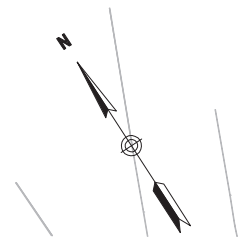
MEDFORD BRANCH
CORRIDOR PLAN
 STA MB-EB 256+50 TO STA MB-EB 265+00

NOT FOR CONSTRUCTION




ISSUE	DATE	DESCRIPTION	BY	CHKD	APP.
0	09/28/2017	TECHNICAL PROPOSAL			

SCALE: AS NOTED	DRAWN BY: SMD	DESIGN BY: SMD	CHECK BY: CD	PLAN NO.	ISSUE
DATE:	SHEET: 000-C-0010				<input type="radio"/>



 MASSACHUSETTS BAY TRANSPORTATION AUTHORITY
GREEN LINE EXTENSION DESIGN-BUILD PROJECT
 MBTA CONTRACT NO. E22CN07
 SOMERVILLE/MEDFORD, MASSACHUSETTS

MEDFORD BRANCH
CORRIDOR PLAN
 STA MB-EB 265+00 TO STA MB-EB 271+50

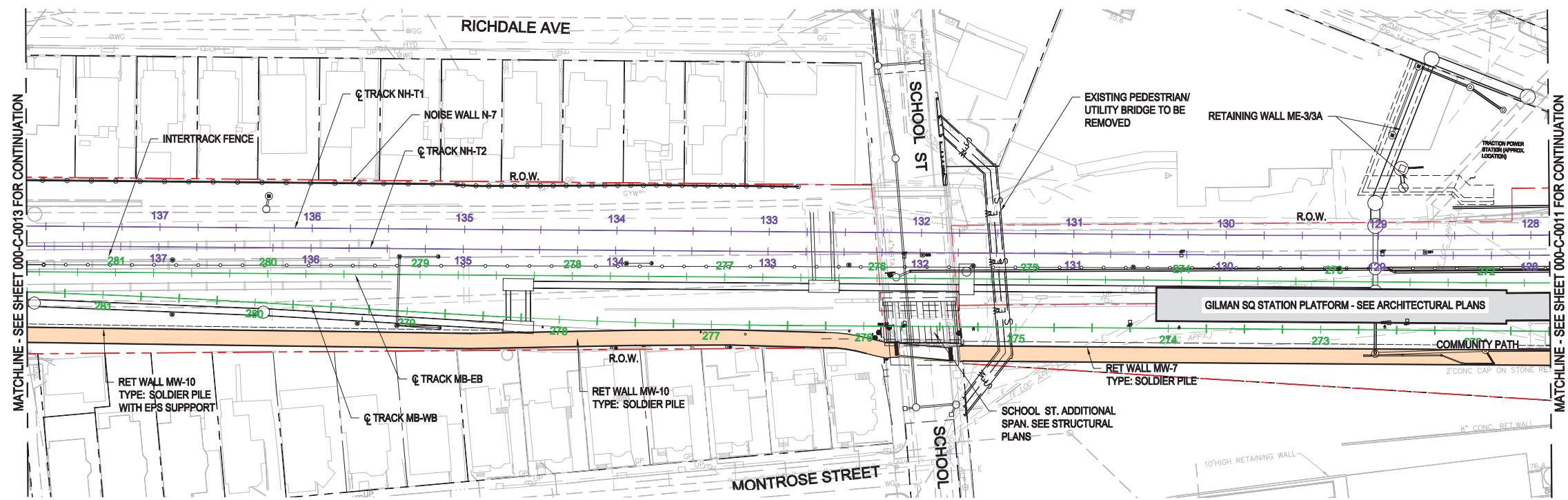
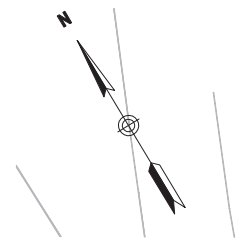


NOT FOR CONSTRUCTION

GLX		massDOT Massachusetts Department of Transportation	
0	09/28/2017	TECHNICAL PROPOSAL	
ISSUE	DATE	DESCRIPTION	BY CHKD APP.

SCALE: AS NOTED	DRAWN BY: SMD	DESIGN BY: SMD	CHECK BY: CD	PLAN NO.	ISSUE
DATE:				SHEET: 000-C-0011	<input type="radio"/>

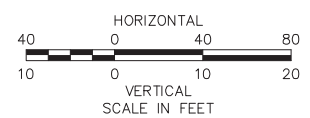
PLOTTED: 09/23/17 9:45PM BY: BSCSHANE
 DRAWING: C:\USERS\BSCSHANE\APPDATA\LOCAL\TEMP\ACIPUBLISH_2008\000-C-0008-0022.DWG [C-0011] 09/23/17 9:32PM



MATCHLINE - SEE SHEET 000-C-0013 FOR CONTINUATION

MATCHLINE - SEE SHEET 000-C-0011 FOR CONTINUATION

PLOTTED: 09/23/17 9:43PM BY: DESCHANE
DRAWING: C:\USERS\DESCHANE\APPDATA\LOCAL\TEMP\ACIPUBLSH_2008\000-C-0008-0022.DWG [C-0012] 09/23/17 9:32PM



T MASSACHUSETTS BAY TRANSPORTATION AUTHORITY
GREEN LINE EXTENSION DESIGN-BUILD PROJECT
 MBTA CONTRACT NO. E22CN07
 SOMERVILLE/MEDFORD, MASSACHUSETTS

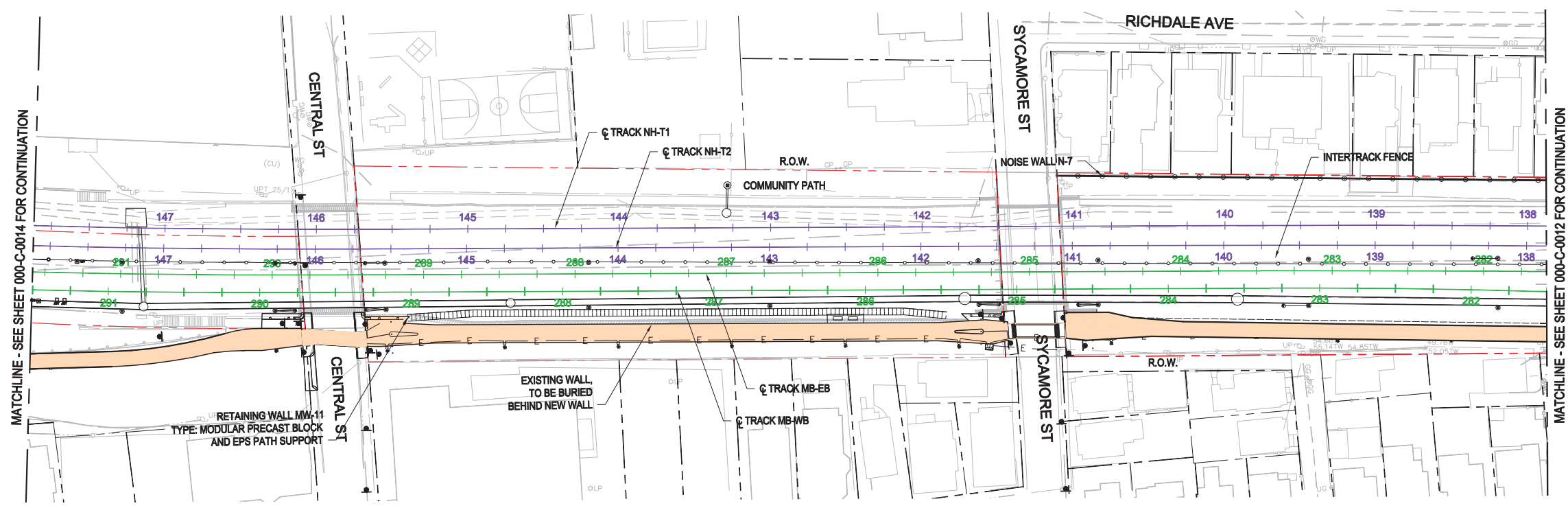
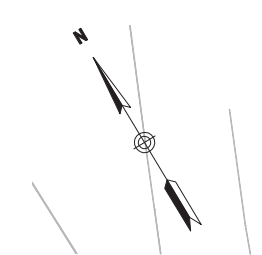
MEDFORD BRANCH CORRIDOR PLAN
STA MB-EB 271+50 TO STA MB-EB 281+50

NOT FOR CONSTRUCTION

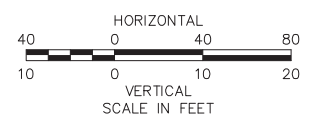


ISSUE	DATE	DESCRIPTION	BY	CHKD	APP.
0	09/28/2017	TECHNICAL PROPOSAL			

SCALE: AS NOTED	DRAWN BY: SMD	DESIGN BY: SMD	CHECK BY: CD	PLAN NO.	ISSUE
DATE:				SHEET: 000-C-0012	1



PLOTTED: 09/23/17 9:45PM BY: DESCHANE
 DRAWING: C:\USERS\DESCHANE\APPDATA\LOCAL_TEMP\ACIPUBLISH_2008\000-C-0008-0022.DWG [C-0013] 09/23/17 9:32PM



T MASSACHUSETTS BAY TRANSPORTATION AUTHORITY
GREEN LINE EXTENSION DESIGN-BUILD PROJECT
 MBTA CONTRACT NO. E22CN07
 SOMERVILLE/MEDFORD, MASSACHUSETTS

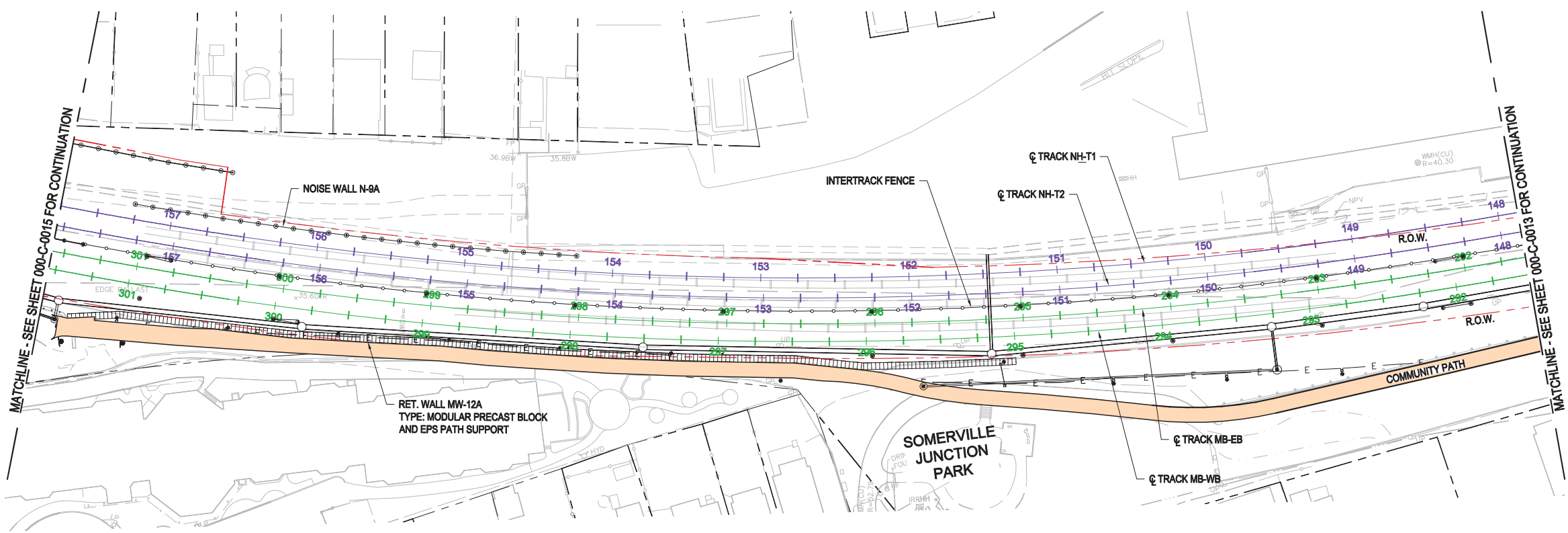
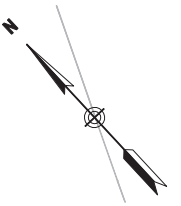
MEDFORD BRANCH
CORRIDOR PLAN
 STA MB-EB 281+50 TO STA MB-EB 291+50

NOT FOR CONSTRUCTION

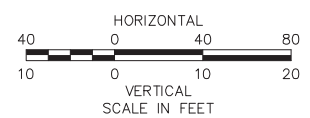


ISSUE	DATE	DESCRIPTION	BY	CHKD	APP.
0	09/28/2017	TECHNICAL PROPOSAL			

SCALE: AS NOTED	DRAWN BY: SMD	DESIGN BY: SMD	CHECK BY: CD	PLAN NO.	ISSUE
DATE:	SHEET: 000-C-0013				1




PLOTTED: 09/23/17 9:47PM BY: DESCHANE
 DRAWING: C:\USERS\DESCHANE\APPDATA\LOCAL_TEMP\ACVPUB\ISH_2008\000-C-0008-0022.DWG [C-0014] 09/23/17 9:32PM



MASSACHUSETTS BAY TRANSPORTATION AUTHORITY
GREEN LINE EXTENSION DESIGN-BUILD PROJECT
 MBTA CONTRACT NO. E22CN07
 SOMERVILLE/MEDFORD, MASSACHUSETTS

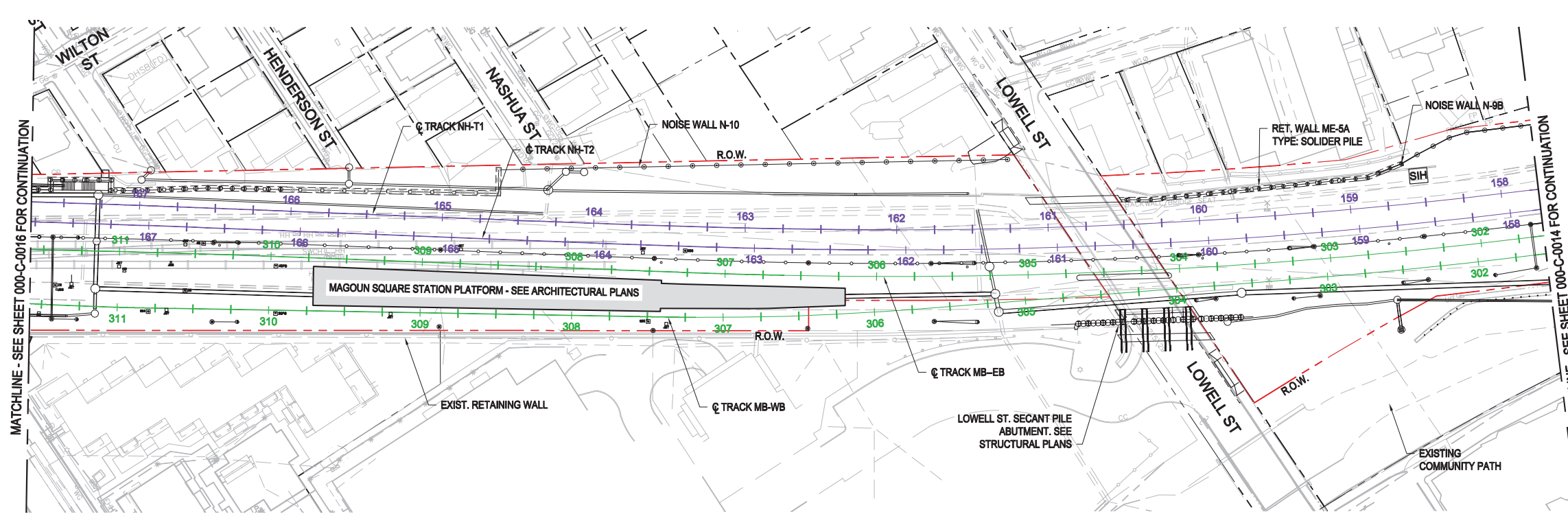
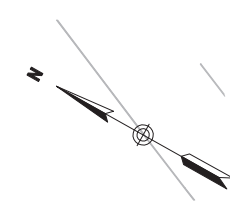
MEDFORD BRANCH
CORRIDOR PLAN
 STA MB-EB 291+50 TO STA MB-EB 301+50



NOT FOR CONSTRUCTION

GLP		massDOT Massachusetts Department of Transportation	
0	09/28/2017	TECHNICAL PROPOSAL	
ISSUE	DATE	DESCRIPTION	BY CHKD APP.

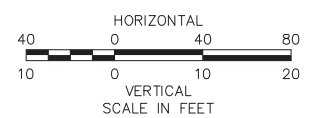
SCALE: AS NOTED	DRAWN BY: SMD	DESIGN BY: SMD	CHECK BY: CD	PLAN NO.:	ISSUE
DATE:	SHEET: 000-C-0014				<input type="radio"/>



MATCHLINE - SEE SHEET 000-C-0016 FOR CONTINUATION

MATCHLINE - SEE SHEET 000-C-0014 FOR CONTINUATION

PLOTTED: 09/23/17 9:49PM BY: DESCHANE
 DRAWING: C:\USERS\DESCHANE\APPDATA\LOCAL_TEMP\ACIPUBLISH_2008\000-C-0008-0022.DWG [C-0015] 09/23/17 9:32PM



 MASSACHUSETTS BAY TRANSPORTATION AUTHORITY
GREEN LINE EXTENSION DESIGN-BUILD PROJECT
 MBTA CONTRACT NO. E22CN07
 SOMERVILLE/MEDFORD, MASSACHUSETTS

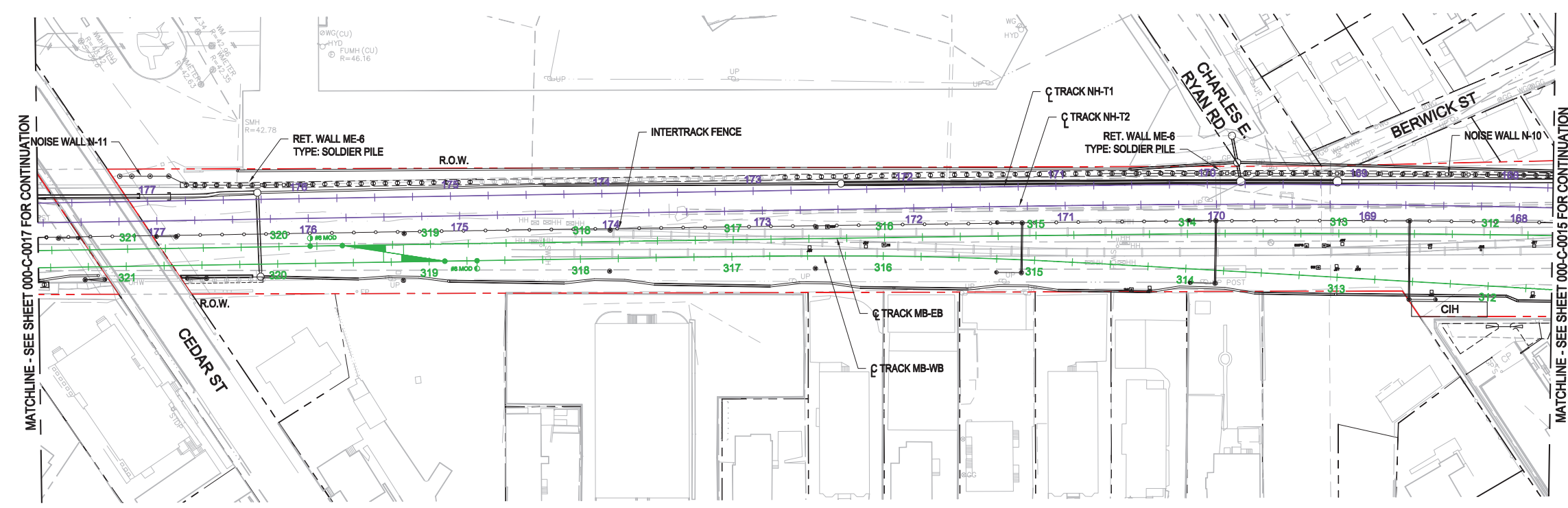
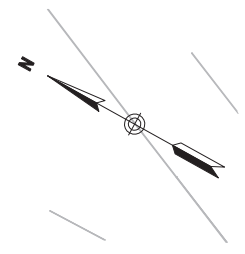
MEDFORD BRANCH
CORRIDOR PLAN
 STA MB-EB 301+50 TO STA MB-EB 311+50

NOT FOR CONSTRUCTION



ISSUE	DATE	DESCRIPTION	BY	CHKD	APP.
0	09/28/2017	TECHNICAL PROPOSAL			

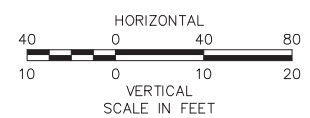
SCALE: AS NOTED	DRAWN BY: SMD	DESIGN BY: SMD	CHECK BY: CD	PLAN NO.	ISSUE
DATE:				SHEET: 000-C-0015	<input type="radio"/>



MATCHLINE - SEE SHEET 000-C-0017 FOR CONTINUATION

MATCHLINE - SEE SHEET 000-C-0015 FOR CONTINUATION

PLOTTED: 09/23/17 10:01AM BY: DESCHANE
 DRAWING: C:\USERS\DESCHANE\APPDATA\LOCAL_TEMP\ACIPUBLISH_2016\000-C-0008-0022.DWG [C-0016] 09/23/17 9:32PM



MASSACHUSETTS BAY TRANSPORTATION AUTHORITY
GREEN LINE EXTENSION DESIGN-BUILD PROJECT
 MBTA CONTRACT NO. E22CN07
 SOMERVILLE/MEDFORD, MASSACHUSETTS

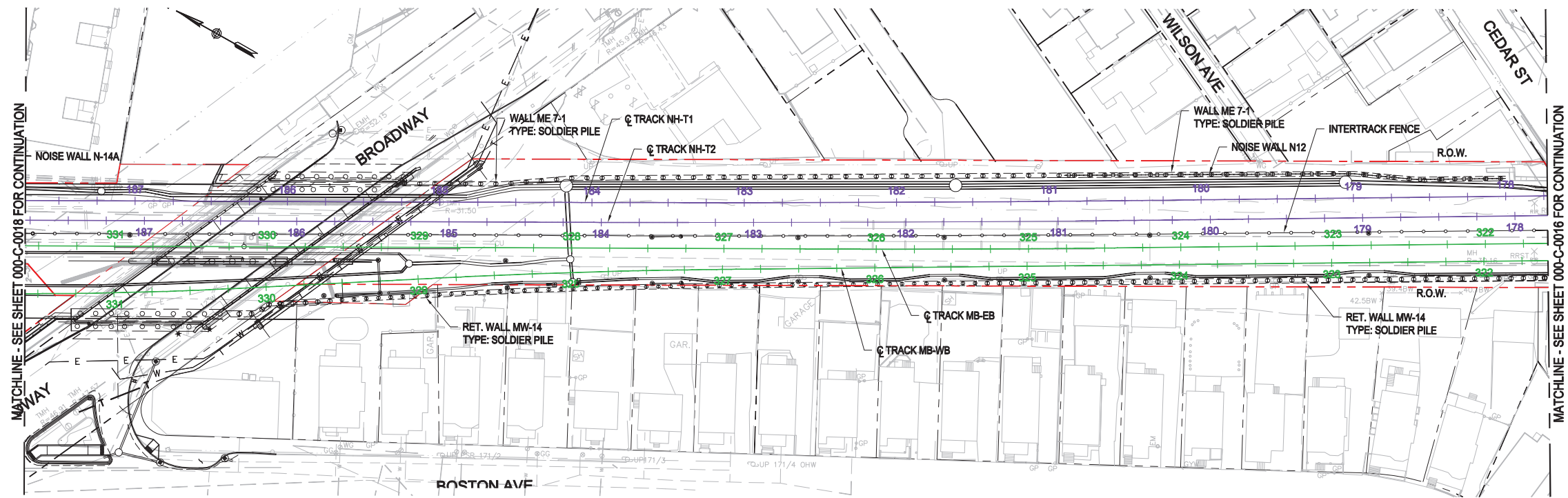
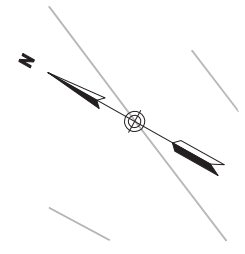
MEDFORD BRANCH
CORRIDOR PLAN
 STA MB-EB 311+50 TO STA MB-EB 321+50

NOT FOR CONSTRUCTION



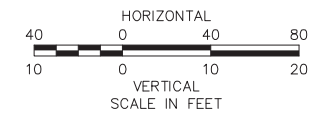
ISSUE	DATE	DESCRIPTION	BY	CHKD	APP.
0	09/28/2017	TECHNICAL PROPOSAL			

SCALE: AS NOTED	DRAWN BY: SMD	DESIGN BY: SMD	CHECK BY: CD	PLAN NO.	ISSUE
DATE:				SHEET: 000-C-0016	<input type="radio"/>



MATCHLINE - SEE SHEET 000-C-0018 FOR CONTINUATION

MATCHLINE - SEE SHEET 000-C-0016 FOR CONTINUATION

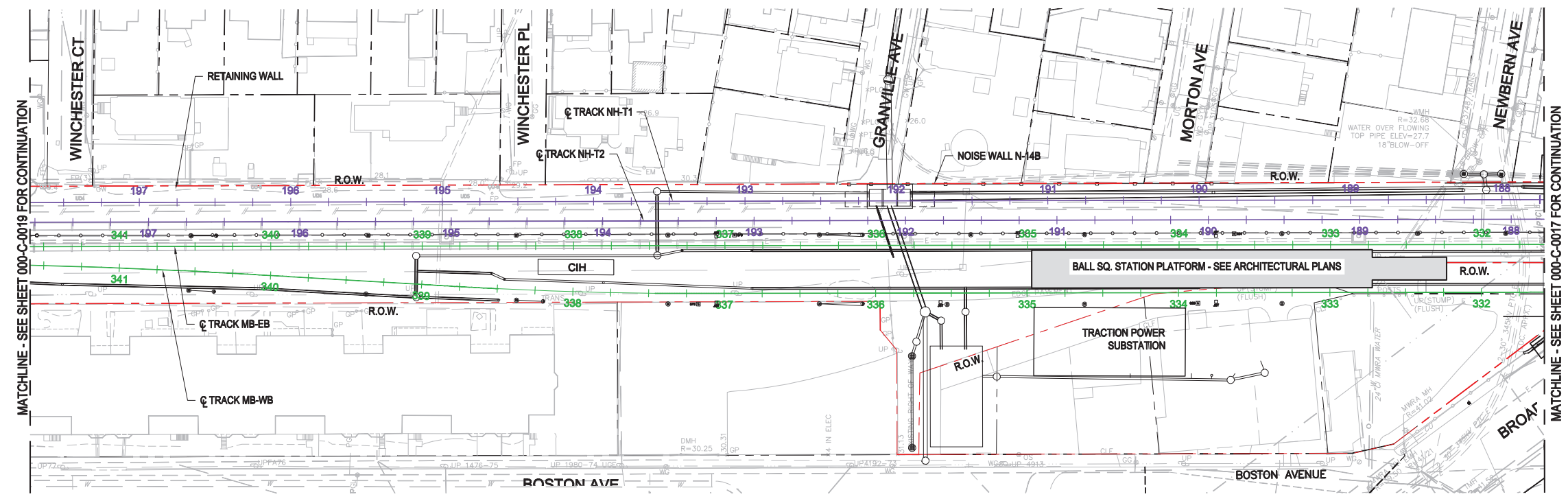
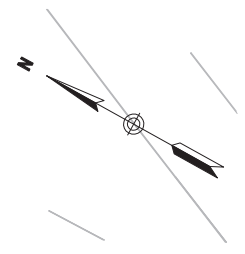


T MASSACHUSETTS BAY TRANSPORTATION AUTHORITY
GREEN LINE EXTENSION DESIGN-BUILD PROJECT
 MBTA CONTRACT NO. E22CN07
 SOMERVILLE/MEDFORD, MASSACHUSETTS

**MEDFORD BRANCH
 CORRIDOR PLAN**
 STA MB-EB 321+50 TO STA MB-EB 331+50

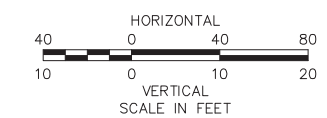
NOT FOR CONSTRUCTION	GLX	massDOT Massachusetts Department of Transportation	GLP Green Line Partners Lane • Si • Judlau • LMH-CMC JV	WSP
	0	09/28/2017	TECHNICAL PROPOSAL	
	ISSUE	DATE	DESCRIPTION	BY
				CHKD
				APP.
SCALE: AS NOTED	DRAWN BY: SMD	DESIGN BY: SMD	CHECK BY: CD	PLAN NO.
DATE:				SHEET: 000-C-0017
				ISSUE

PLOT DATE: 09/23/17 10:05AM BU:DESCHANE
 DRAWING: C:\USERS\DESCHANE\APPDATA\LOCAL TEMP\XPUBLISH_2008\000-C-0008-0022.DWG [C-0017] 09/23/17 9:32PM



MATCHLINE - SEE SHEET 000-C-0019 FOR CONTINUATION

MATCHLINE - SEE SHEET 000-C-0017 FOR CONTINUATION



T MASSACHUSETTS BAY TRANSPORTATION AUTHORITY
GREEN LINE EXTENSION DESIGN-BUILD PROJECT
 MBTA CONTRACT NO. E22CN07
 SOMERVILLE/MEDFORD, MASSACHUSETTS

MEDFORD BRANCH CORRIDOR PLAN
 STA MB-EB 331+50 TO STA MB-EB 341+50

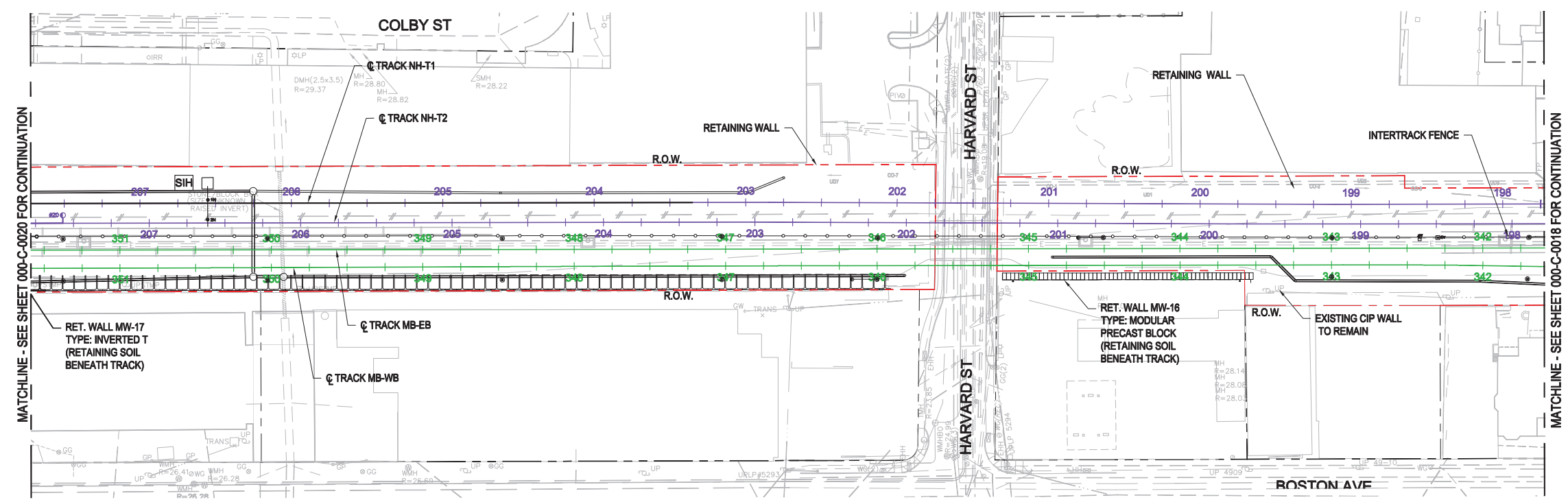
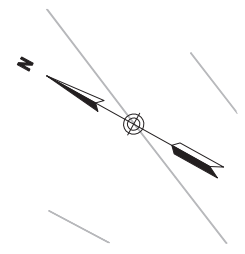
NOT FOR CONSTRUCTION



ISSUE	DATE	DESCRIPTION	BY	CHKD	APP.
0	09/28/2017	TECHNICAL PROPOSAL			

SCALE: AS NOTED	DRAWN BY: SMD	DESIGN BY: SMD	CHECK BY: CD	PLAN NO.	ISSUE
DATE:				SHEET: 000-C-0018	<input type="radio"/>

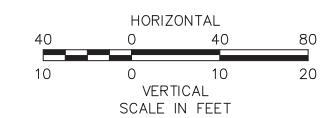
PLOTTED: 09/23/17 10:28AM BY: DESCHANE
 DRAWING: C:\BVS\WSP-PB-US-FW-02.WSP_SARAH.BESCHANE\DM505671\000-C-0008-0022.DWG [C-0018] 09/23/17 9:32PM



MATCHLINE - SEE SHEET 000-C-0020 FOR CONTINUATION

MATCHLINE - SEE SHEET 000-C-0018 FOR CONTINUATION

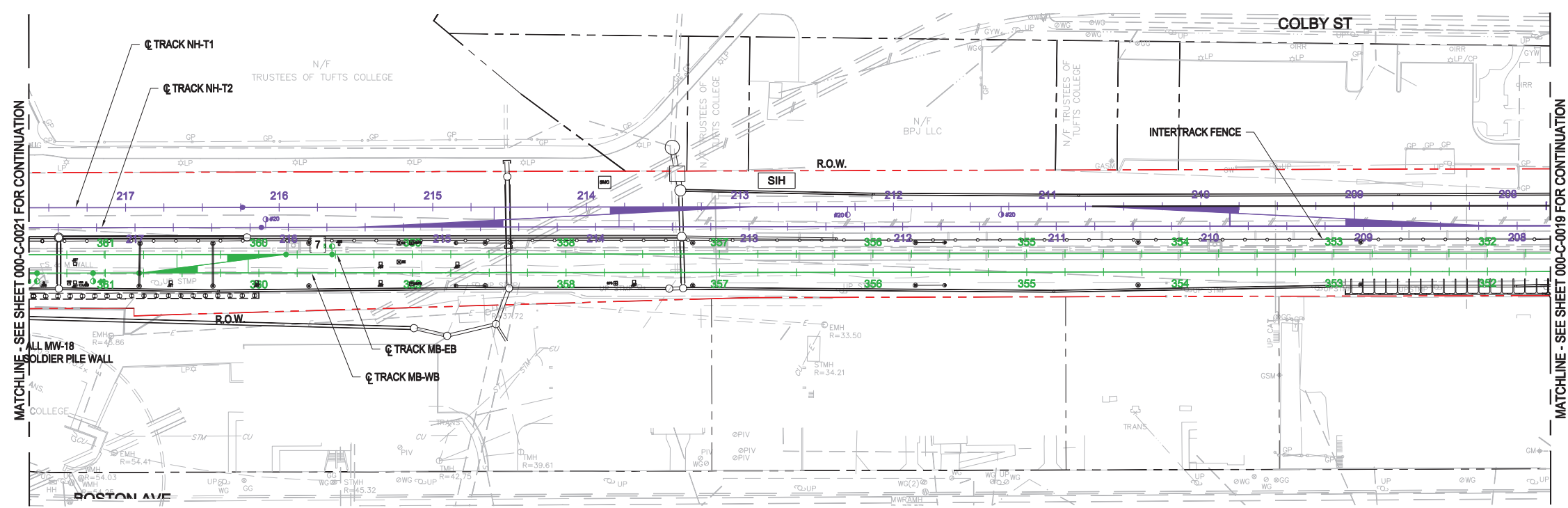
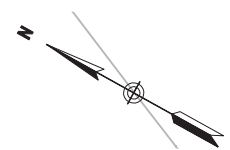
PLOTTED: 09/23/17 10:36AM BY: DESCHANE
DRAWING: C:\BAS\WSP-PB-US-FW-02.WSP_SARAH.BESCHANE\DM505671\000-C-0008-0022.DWG [C-0019] 09/23/17 9:32PM



T MASSACHUSETTS BAY TRANSPORTATION AUTHORITY
GREEN LINE EXTENSION DESIGN-BUILD PROJECT
 MBTA CONTRACT NO. E22CN07
 SOMERVILLE/MEDFORD, MASSACHUSETTS

**MEDFORD BRANCH
 CORRIDOR PLAN**
 STA MB-EB 341+50 TO STA MB-EB 351+50

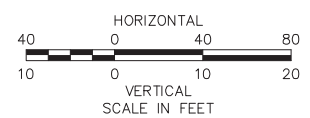
NOT FOR CONSTRUCTION	GLX	massDOT Massachusetts Department of Transportation	GLP Green Line Partners Lane • Si • Judlau • LMH-CMC JV	WSP															
	0	09/28/2017	TECHNICAL PROPOSAL																
	ISSUE	DATE	DESCRIPTION	BY	CHKD	APP.	SCALE: AS NOTED	DRAWN BY: SMD	DESIGN BY: SMD	CHECK BY: CD	PLAN NO.	ISSUE							
							DATE:				SHEET: 000-C-0019								



MATCHLINE - SEE SHEET 000-C-0021 FOR CONTINUATION

MATCHLINE - SEE SHEET 000-C-0019 FOR CONTINUATION

PLOTTED: 09/23/17 10:49AM BY: DESCHANE
DRAWING: C:\BVS\WSP-PB-US-FW-02.WSP_SARAH.BESCHANE\MS05671\000-C-0008-0022.DWG [C-0020] 09/23/17 9:32PM



T MASSACHUSETTS BAY TRANSPORTATION AUTHORITY
GREEN LINE EXTENSION DESIGN-BUILD PROJECT
 MBTA CONTRACT NO. E22CN07
 SOMERVILLE/MEDFORD, MASSACHUSETTS

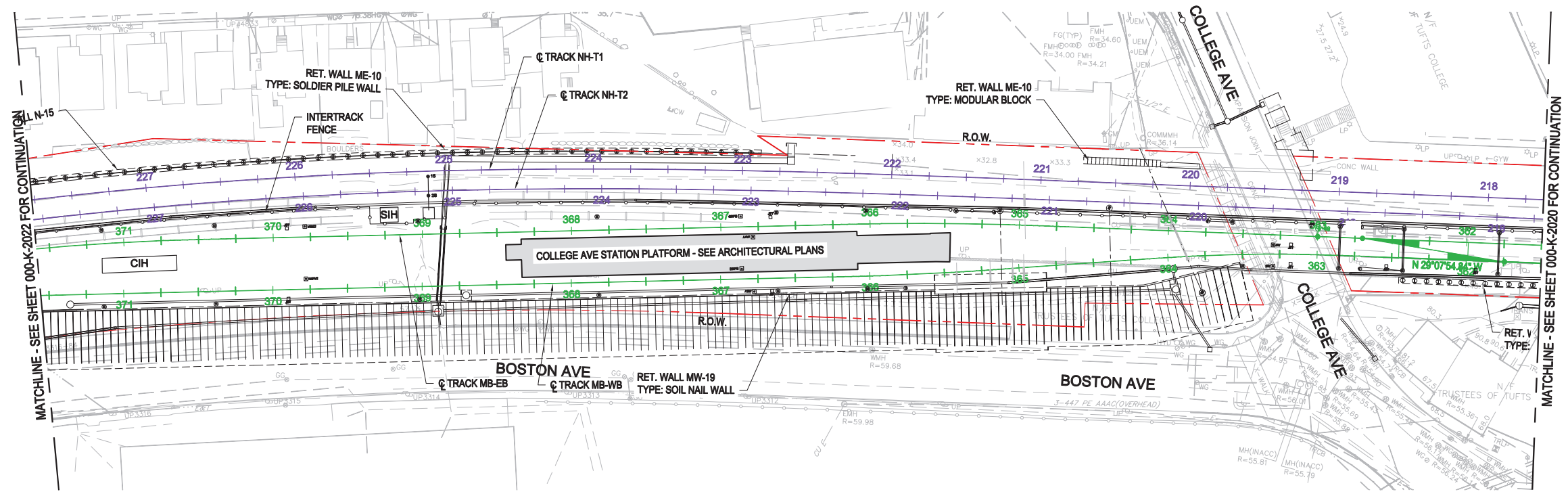
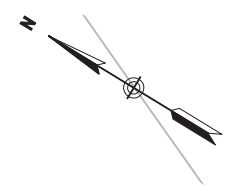
MEDFORD BRANCH
CORRIDOR PLAN
 STA MB-EB 351+50 TO STA MB-EB 361+50

NOT FOR CONSTRUCTION



0	09/28/2017	TECHNICAL PROPOSAL			
ISSUE	DATE	DESCRIPTION	BY	CHKD	APP.

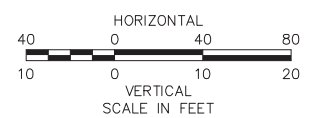
SCALE: AS NOTED	DRAWN BY: SMD	DESIGN BY: SMD	CHECK BY: CD	PLAN NO.	ISSUE
DATE:				SHEET: 000-C-0020	<input type="radio"/>



MATCHLINE - SEE SHEET 000-K-2022 FOR CONTINUATION

MATCHLINE - SEE SHEET 000-K-2020 FOR CONTINUATION

PLOTTED: 09/23/17 10:11AM BY: DESCHANE
DRAWING: C:\USERS\DESCHANE\APPDATA\LOCAL_TEMP\AC\PUBLISH_2008\000-C-0008-0022.DWG [C-0021] 09/23/17 9:32PM



T MASSACHUSETTS BAY TRANSPORTATION AUTHORITY
GREEN LINE EXTENSION DESIGN-BUILD PROJECT
 MBTA CONTRACT NO. E22CN07
 SOMERVILLE/MEDFORD, MASSACHUSETTS

**MEDFORD BRANCH
 CORRIDOR PLAN**
 STA MB-EB 361+50 TO STA MB-EB 371+50

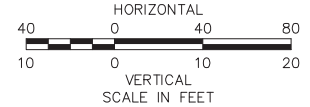
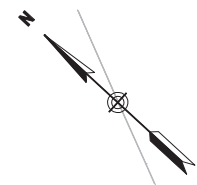
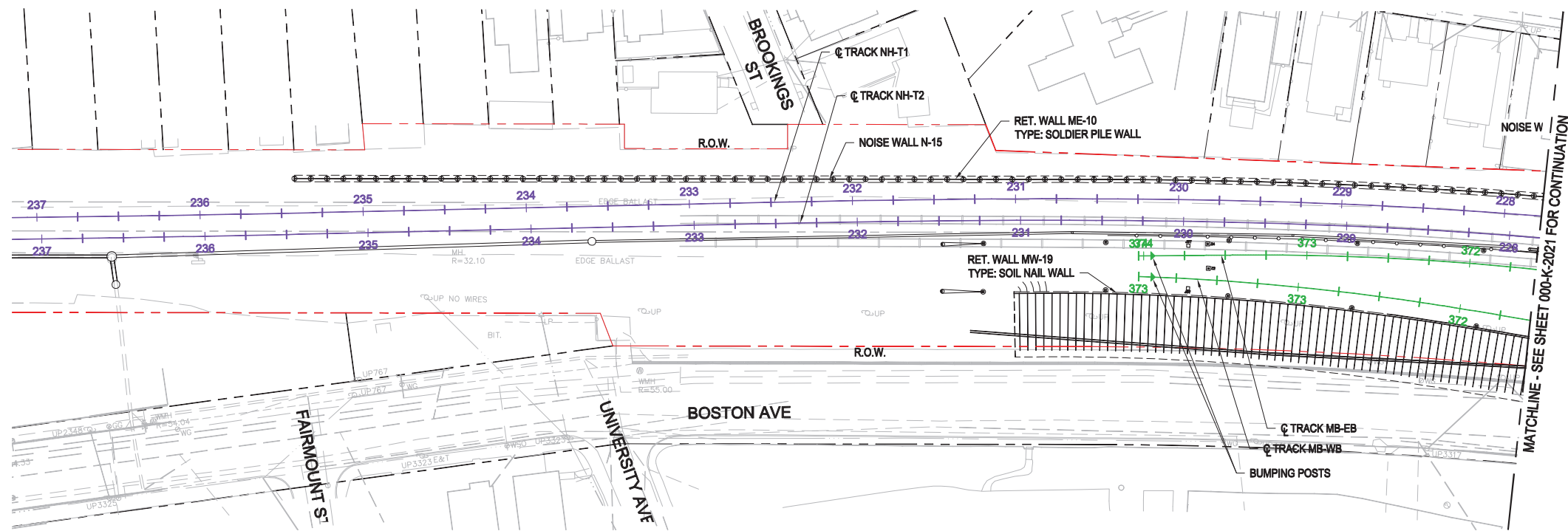
**NOT FOR
 CONSTRUCTION**



ISSUE	DATE	DESCRIPTION	BY	CHKD	APP.
0	09/28/2017	TECHNICAL PROPOSAL			

SCALE: AS NOTED	DRAWN BY: PFS	DESIGN BY: IMM	CHECK BY: ECD	PLAN NO.	ISSUE
DATE:	SHEET: 000-C-0021				<input type="radio"/>

PLOTTED: 09/23/17 10:13PM BY: DESCHANE
 DRAWING: C:\USERS\DESCHANE\APPDATA\LOCAL\TEMP\AC\PUBLISH_2008\000-C-0008-0022.DWG [C-0022] 09/23/17 8:32PM



T MASSACHUSETTS BAY TRANSPORTATION AUTHORITY
GREEN LINE EXTENSION DESIGN-BUILD PROJECT
 MBTA CONTRACT NO. E22CN07
 SOMERVILLE/MEDFORD, MASSACHUSETTS

MEDFORD BRANCH
CORRIDOR PLAN
 STA MB-EB 371+50 TO STA MB-EB 380+00

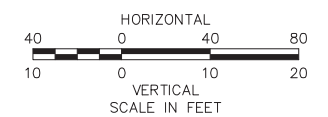
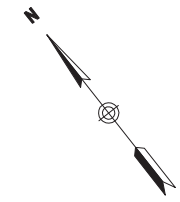
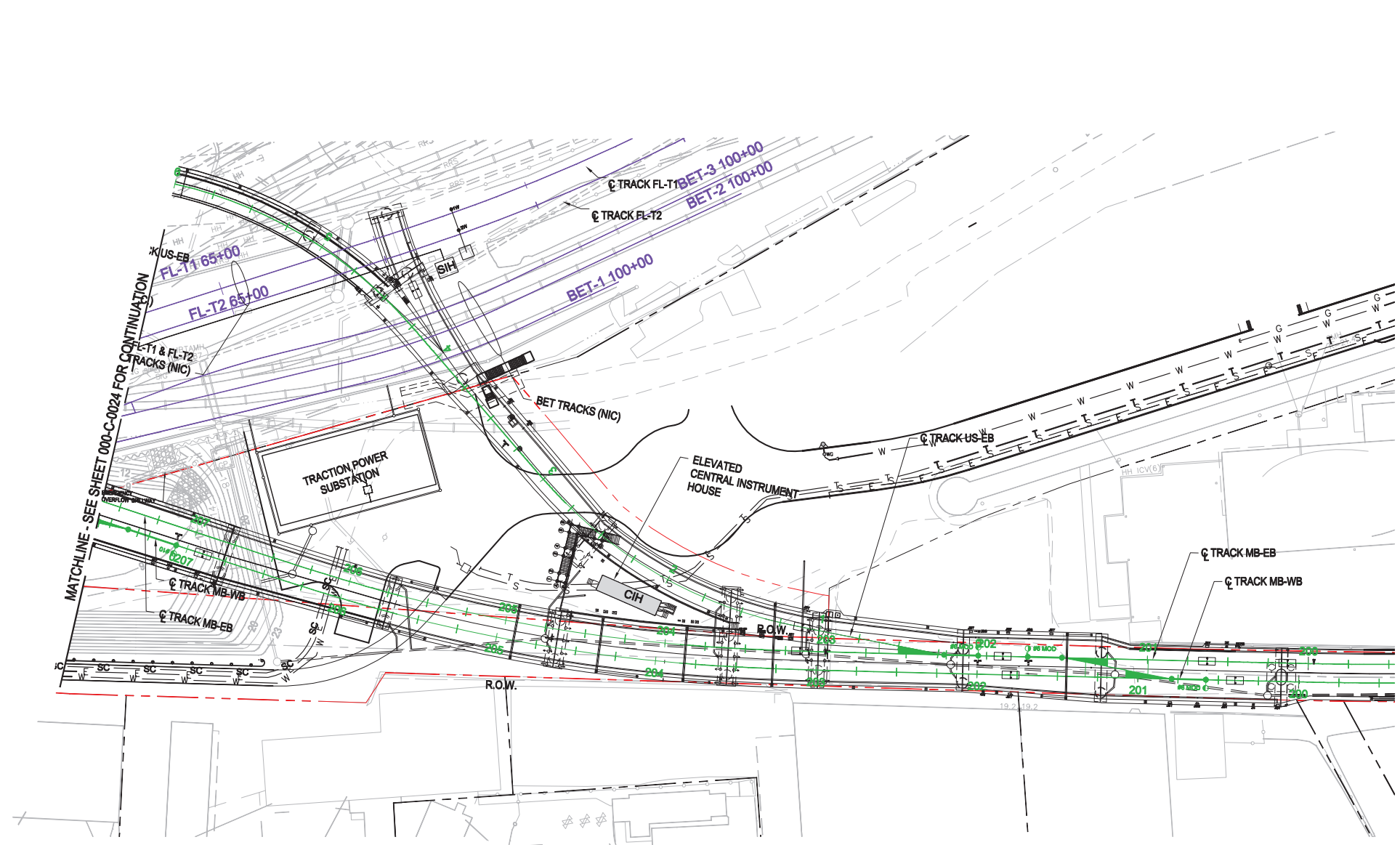
NOT FOR CONSTRUCTION



0	09/28/2017	TECHNICAL PROPOSAL			
ISSUE	DATE	DESCRIPTION	BY	CHKD	APP.

SCALE: AS NOTED	DRAWN BY: PFS	DESIGN BY: IMM	CHECK BY: ECD	PLAN NO.	ISSUE
DATE:				SHEET: 000-C-0022	1

PLOTTED: 09/22/17 10:06AM BY: NEWMAN
 DRAWING: C:\BAS\WSP-PB-US-PW-02\WSP-LEWIS NEWMAN\DWG56671\000-C-0023-0028.DWG [C-0023] 09/22/17 8:16AM



T MASSACHUSETTS BAY TRANSPORTATION AUTHORITY
GREEN LINE EXTENSION DESIGN-BUILD PROJECT
 MBTA CONTRACT NO. E22CN07
 SOMERVILLE/MEDFORD, MASSACHUSETTS

UNION SQUARE BRANCH
CORRIDOR PLAN
 STA US-EB 0+00 TO STA US-EB 6+00

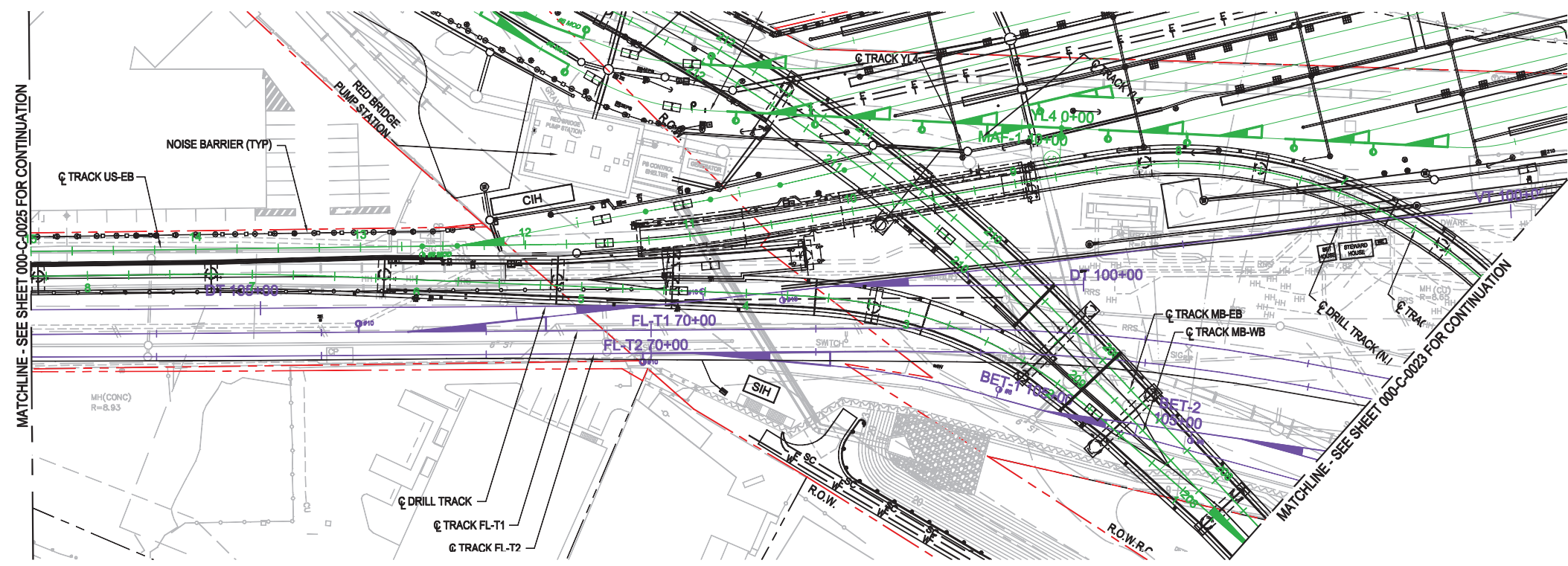
NOT FOR CONSTRUCTION

GLX	massDOT Massachusetts Department of Transportation				
0	09/28/2017	TECHNICAL PROPOSAL			
ISSUE	DATE	DESCRIPTION	BY	CHKD	APP



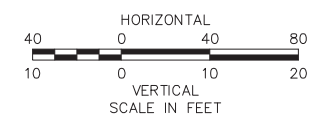
SCALE: AS NOTED	DRAWN BY: SMD	DESIGN BY: SMD	CHECK BY: CD	PLAN NO.	ISSUE
DATE: 28SEPT2017				SHEET: 000-C-0023	<input type="radio"/>

PLOTTED: 09/22/17 10:07AM BY: NEWMAN
 DRAWING: C:\BMS\WSP-PB-US-PW-02.WSP LEWIS NEWMAN\DWG\5671\000-C-0023-0028.DWG [C-0024] 09/22/17 8:16AM



MATCHLINE - SEE SHEET 000-C-0025 FOR CONTINUATION

MATCHLINE - SEE SHEET 000-C-0023 FOR CONTINUATION



T MASSACHUSETTS BAY TRANSPORTATION AUTHORITY
GREEN LINE EXTENSION DESIGN-BUILD PROJECT
 MBTA CONTRACT NO. E22CN07
 SOMERVILLE/MEDFORD, MASSACHUSETTS

UNION SQUARE BRANCH
CORRIDOR PLAN
 STA US-EB 6+00 TO STA US-EB 15+00

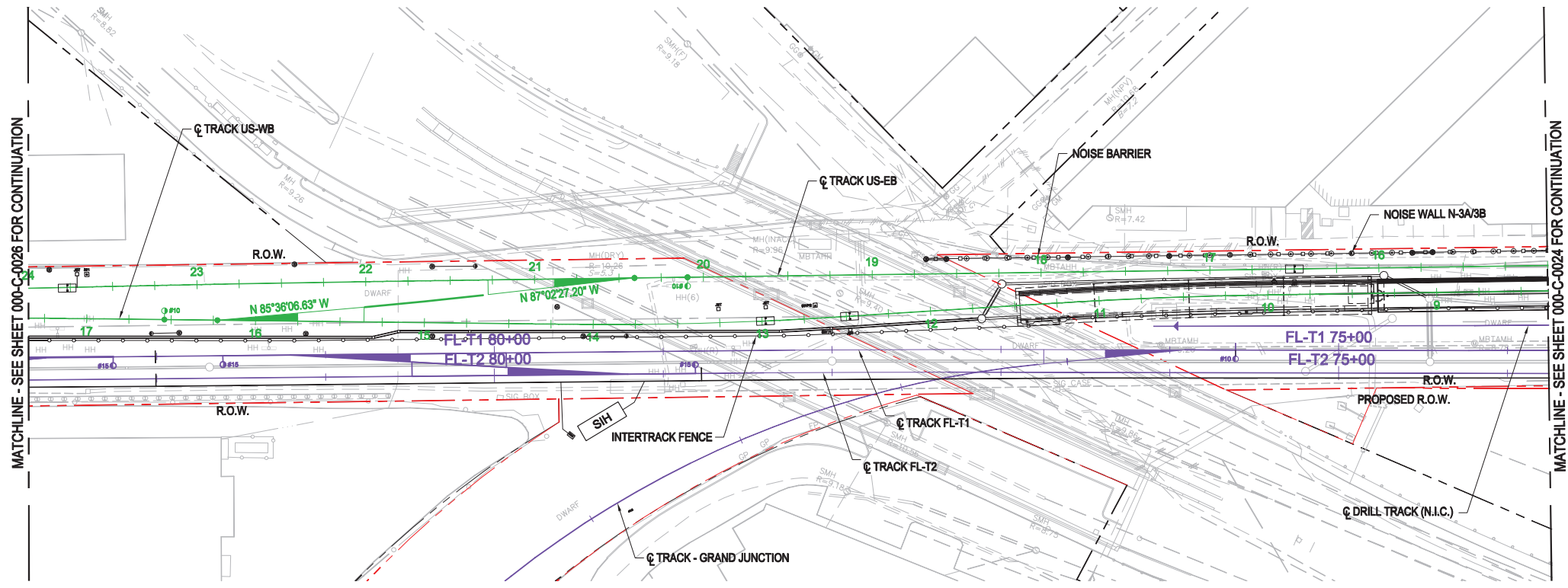
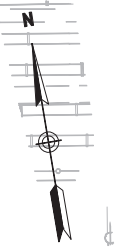
NOT FOR CONSTRUCTION

GLP	massDOT Massachusetts Department of Transportation				
0	09/28/2017	TECHNICAL PROPOSAL			
ISSUE	DATE	DESCRIPTION	BY	CHKD	APP

GLP Green Line Partners
 Lane • Si • Judlau • LMH-CMC JV

WSP

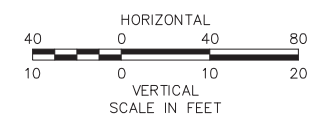
SCALE: AS NOTED	DRAWN BY: SMD	DESIGN BY: SMD	CHECK BY: CD	PLAN NO.	ISSUE
DATE: 28SEPT2017				SHEET: 000-C-0024	<input type="radio"/>



MATCHLINE - SEE SHEET 000-C-0026 FOR CONTINUATION

MATCHLINE - SEE SHEET 000-C-0024 FOR CONTINUATION

PLOTTED: 09/22/17 10:07AM BY: NEWMAN
DRAWING: C:\BAS\WSP-PB-US-PW-02.WSP LEWIS NEWMAN\DWG5671\000-C-0023-0028.DWG [C-0025] 09/22/17 8:16AM



T MASSACHUSETTS BAY TRANSPORTATION AUTHORITY
GREEN LINE EXTENSION DESIGN-BUILD PROJECT
 MBTA CONTRACT NO. E22CN07
 SOMERVILLE/MEDFORD, MASSACHUSETTS

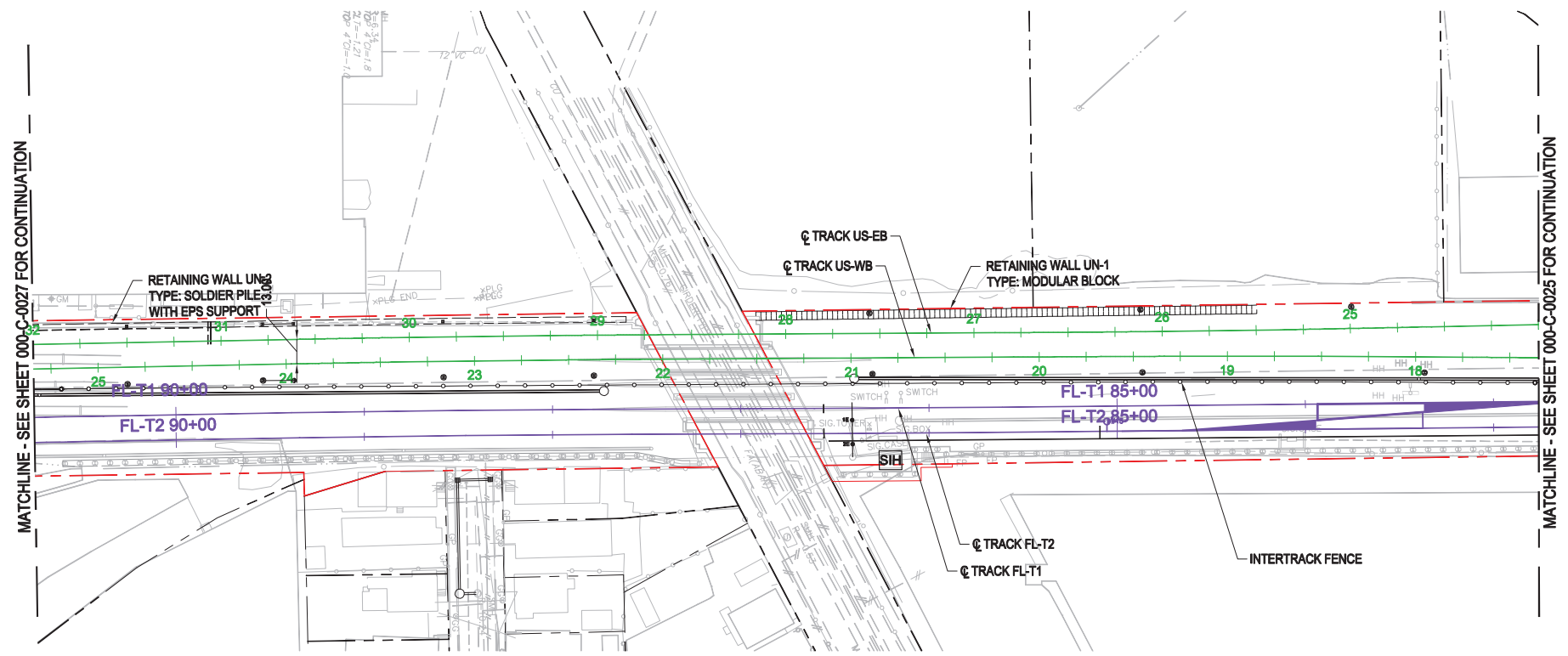
**UNION SQUARE BRANCH
 CORRIDOR PLAN
 STA US-EB 15+00 TO STA US-EB 24+00**

**NOT FOR
 CONSTRUCTION**

GLX	massDOT Massachusetts Department of Transportation				
0	09/28/2017	TECHNICAL PROPOSAL			
ISSUE	DATE	DESCRIPTION	BY	CHKD	APP



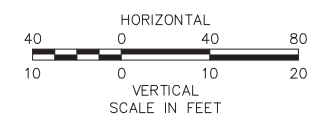
SCALE: AS NOTED	DRAWN BY: SMD	DESIGN BY: SMD	CHECK BY: CD	PLAN NO.	ISSUE
DATE: 28SEPT2017				SHEET: 000-C-0025	<input type="radio"/>



MATCHLINE - SEE SHEET 000-C-0027 FOR CONTINUATION

MATCHLINE - SEE SHEET 000-C-0025 FOR CONTINUATION

PLOTTED: 09/22/17 10:08AM BY: NEWMAN
DRAWING: C:\BMS\WSP-PB-US-PW-02.WSP LEWIS NEWMAN\DWG56671\000-C-0023-0028.DWG [C-0026] 09/22/17 8:16AM



T MASSACHUSETTS BAY TRANSPORTATION AUTHORITY
GREEN LINE EXTENSION DESIGN-BUILD PROJECT
 MBTA CONTRACT NO. E22CN07
 SOMERVILLE/MEDFORD, MASSACHUSETTS

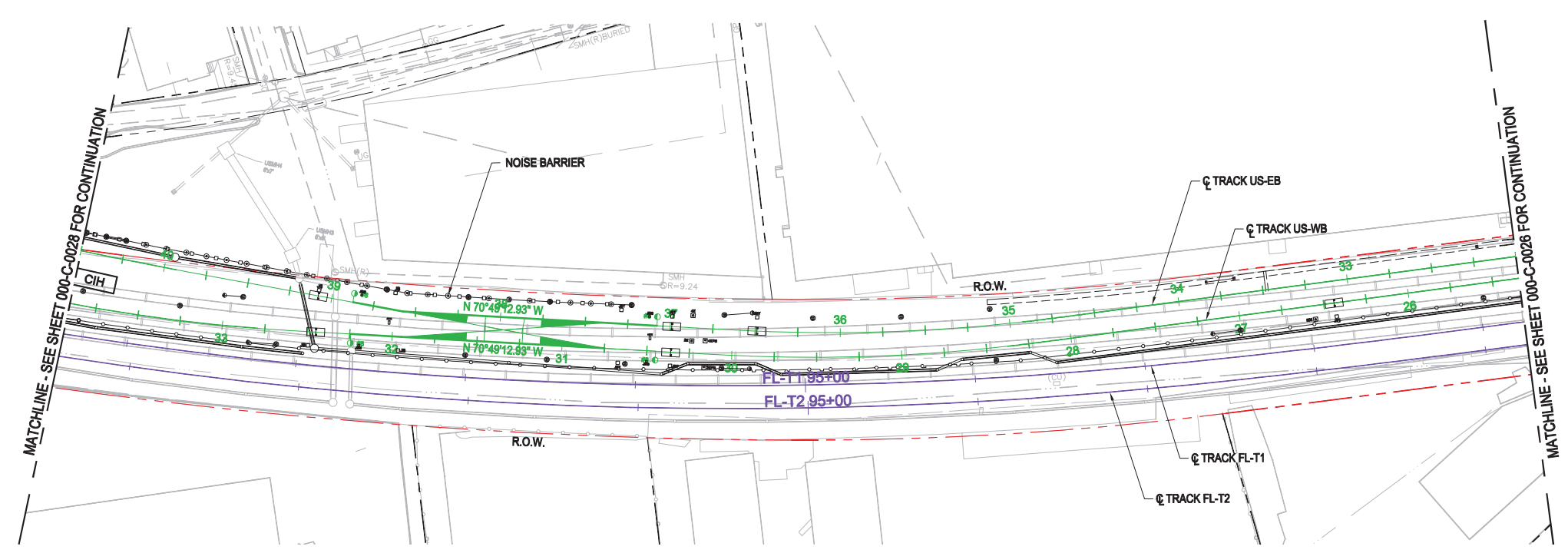
**UNION SQUARE BRANCH
 CORRIDOR PLAN
 STA US-EB 24+00 TO STA US-EB 32+00**

**NOT FOR
 CONSTRUCTION**

GLX	massDOT Massachusetts Department of Transportation				
0	09/28/2017	TECHNICAL PROPOSAL			
ISSUE	DATE	DESCRIPTION	BY	CHKD	APP



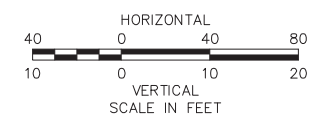
SCALE: AS NOTED	DRAWN BY: SMD	DESIGN BY: SMD	CHECK BY: CD	PLAN NO.	ISSUE
DATE: 28SEPT2017				SHEET: 000-C-0026	<input type="radio"/>



MATCHLINE - SEE SHEET 000-C-0028 FOR CONTINUATION

MATCHLINE - SEE SHEET 000-C-0026 FOR CONTINUATION

PLOTTED: 09/22/17 10:08AM BY: NEWMAN
DRAWING: C:\BMS\WSP-PB-US-PW-02.WSP LEWIS NEWMAN\DWG5671\000-C-0023-0028.DWG [C-0027] 09/22/17 8:16AM



T MASSACHUSETTS BAY TRANSPORTATION AUTHORITY
GREEN LINE EXTENSION DESIGN-BUILD PROJECT
 MBTA CONTRACT NO. E22CN07
 SOMERVILLE/MEDFORD, MASSACHUSETTS

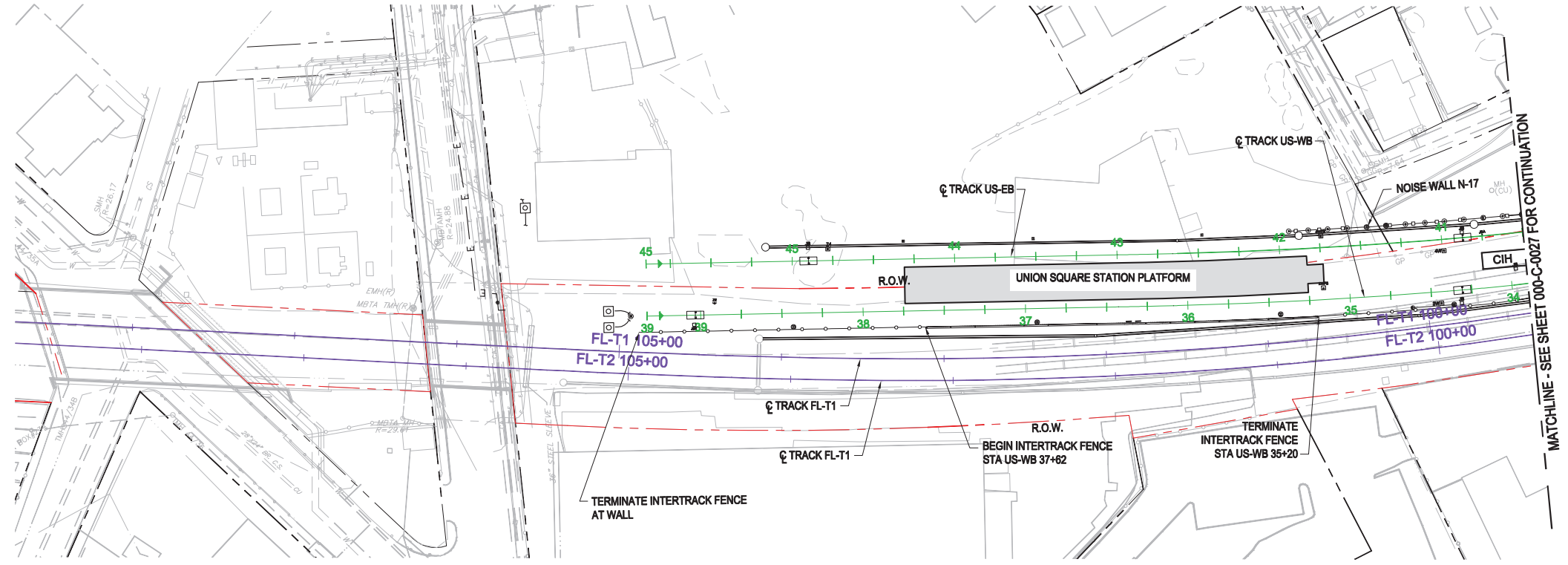
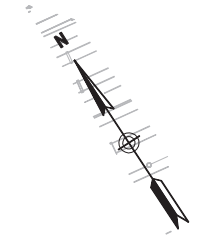
**UNION SQUARE BRANCH
 CORRIDOR PLAN
 STA US-EB 32+00 TO STA US-EB 40+50**

**NOT FOR
 CONSTRUCTION**

GLX		massDOT Massachusetts Department of Transportation	
0	09/28/2017	TECHNICAL PROPOSAL	
ISSUE	DATE	DESCRIPTION	BY CHKD APP

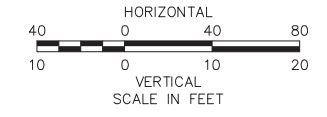


SCALE: AS NOTED	DRAWN BY: SMD	DESIGN BY: SMD	CHECK BY: CD	PLAN NO.	ISSUE
DATE: 28SEPT2017				SHEET: 000-C-0027	<input type="radio"/>



MATCHLINE - SEE SHEET 000-C-0027 FOR CONTINUATION

PLOTTED: 09/22/17 10:09AM BY: NEWMAN, LEWIS, NEWMAN, DIMS55671\000-C-0028.DWG [C-0028] 09/22/17 8:16AM
DRAWING: C:\BMS\WSP-FB-US-PLM-C028.DWG



MASSACHUSETTS BAY TRANSPORTATION AUTHORITY
T GREEN LINE EXTENSION DESIGN-BUILD PROJECT
MBTA CONTRACT NO. E22CN07
SOMERVILLE/MEDFORD, MASSACHUSETTS

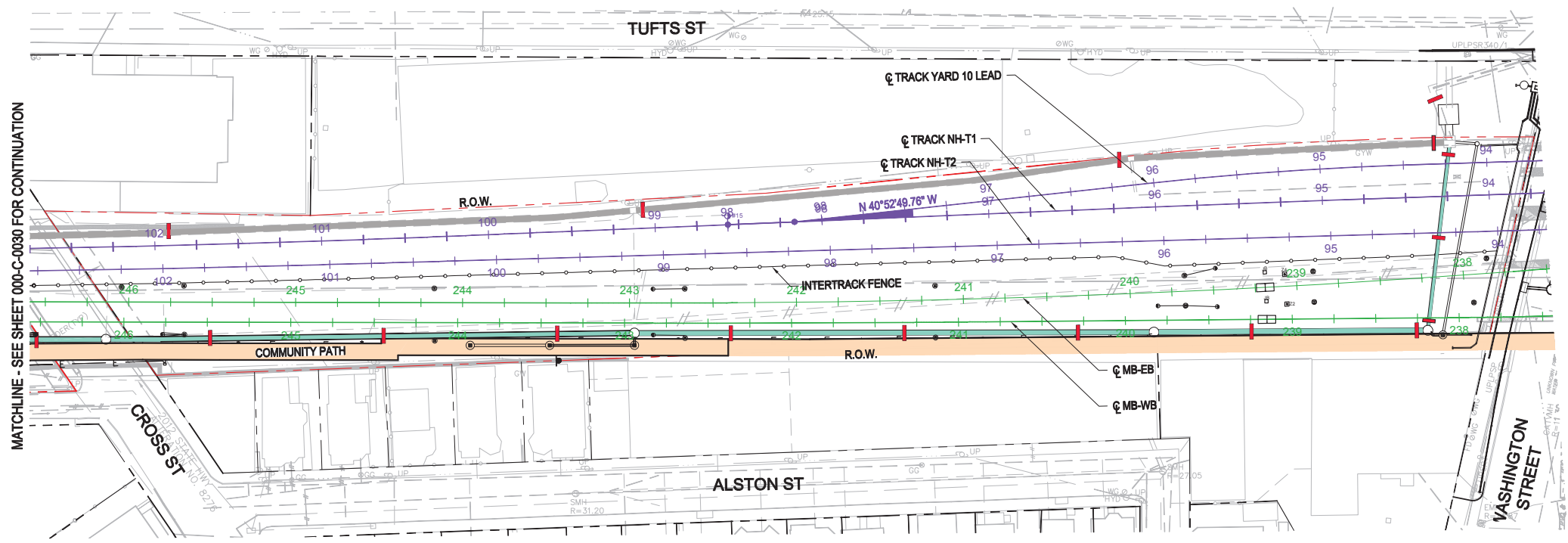
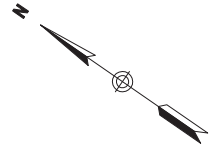
UNION SQUARE BRANCH
CORRIDOR PLAN
STA US-EB 40+50 TO STA US-EB 46+00

NOT FOR CONSTRUCTION

GLX	massDOT Massachusetts Department of Transportation				
0	09/28/2017	TECHNICAL PROPOSAL			
ISSUE	DATE	DESCRIPTION	BY	CHKD	APP

GLP Green Line Partners
Lane • Si • Judlau • LMH-CMC JV

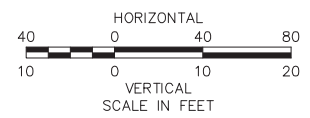
WSP	SCALE: AS NOTED	DRAWN BY: SMD	DESIGN BY: SMD	CHECK BY: CD	PLAN NO.	ISSUE
	DATE: 28SEPT2017				SHEET: 000-C-0028	



MATCHLINE - SEE SHEET 000-C-0030 FOR CONTINUATION

LEGEND

- DRAIN PIPE
- PERFORATED DRAIN PIPE
- UNDER DRAIN
- DRAIN PIPE W/ UNDER DRAIN
- PIPE SLEEVE W/ DRAIN PIPE
- BASE DESIGN CHANGE - DRAINAGE PIPE
- BASE DESIGN CHANGE - DRAINAGE PIPE W/ UNDER DRAIN
- BASE DESIGN CHANGE - EXIST DRAIN PIPE (TO REMAIN)
- BASE DESIGN CHANGE - UNDER DRAIN
- DRAIN MANHOLES/STRUCTURES
- CATCH BASIN INLET
- AREA DRAIN INLET
- UNDER DRAIN MANHOLE
- BASE DESIGN CHANGE - CLAY/RIPLEY DAM



MASSACHUSETTS BAY TRANSPORTATION AUTHORITY
GREEN LINE EXTENSION DESIGN-BUILD PROJECT
 MBTA CONTRACT NO. E22CN07
 SOMERVILLE/MEDFORD, MASSACHUSETTS

MEDFORD BRANCH DRAINAGE PLAN
 STA MB-EB 237+50 TO STA MB-EB 246+50

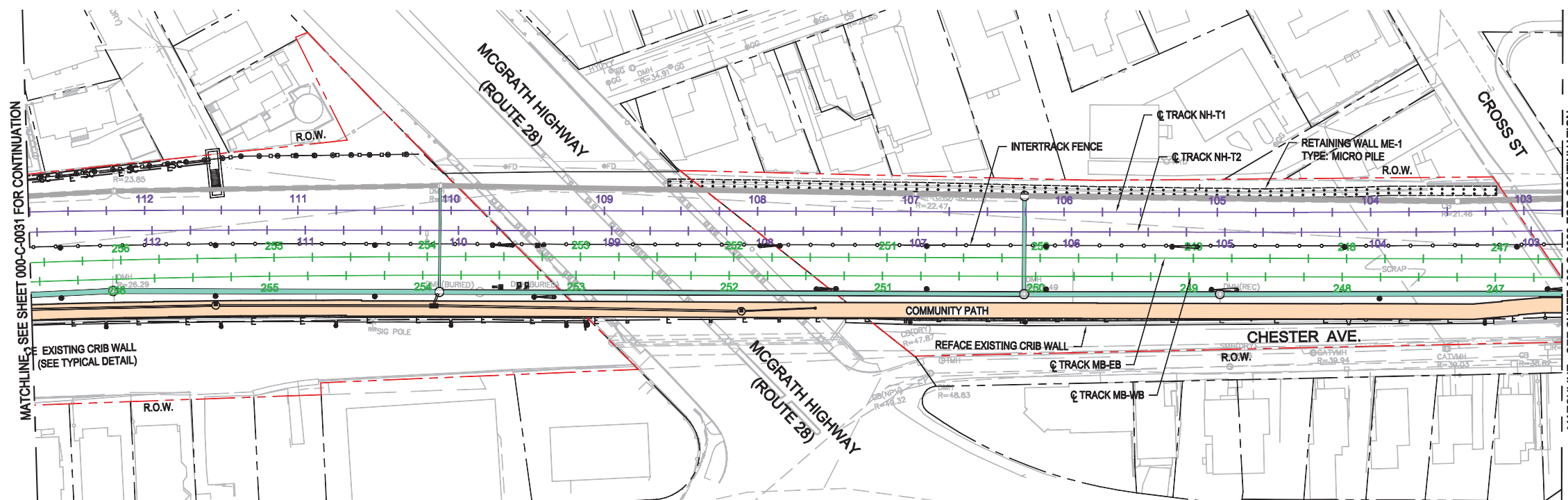
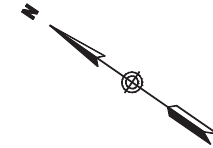
NOT FOR CONSTRUCTION

GLX	massDOT Massachusetts Department of Transportation	TECHNICAL PROPOSAL			
		0	09/28/2017		
ISSUE	DATE	DESCRIPTION	BY	CHKD	APP.



SCALE: AS NOTED	DRAWN BY: SMD	DESIGN BY: SMD	CHECK BY: CD	PLAN NO.	ISSUE
DATE: 28SEPT2017				SHEET: 000-C-0029	

PLOTTED: 09/28/17 10:05AM BY DESCHANE
 DRAWING: C:\BMS\WSP-FB-US-PW-02\WSP_SARAH\DESCHANE\000-C-0029.DWG [C-0029] 09/23/17 9:30PM

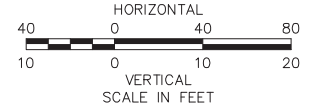


MATCHLINE - SEE SHEET 000-C-0031 FOR CONTINUATION

MATCHLINE - SEE SHEET 000-C-0029 FOR CONTINUATION

LEGEND

- DRAIN PIPE
- PERFORATED DRAIN PIPE
- UNDER DRAIN
- DRAIN PIPE W/ UNDER DRAIN
- PIPE SLEEVE W/ DRAIN PIPE
- BASE DESIGN CHANGE - DRAINAGE PIPE
- BASE DESIGN CHANGE - DRAINAGE PIPE W/ UNDER DRAIN
- BASE DESIGN CHANGE - EXIST DRAIN PIPE (TO REMAIN)
- BASE DESIGN CHANGE - UNDER DRAIN
- DRAIN MANHOLES/STRUCTURES
- CATCH BASIN INLET
- AREA DRAIN INLET
- UNDER DRAIN MANHOLE
- BASE DESIGN CHANGE - CLAY/RIPLEY DAM



T MASSACHUSETTS BAY TRANSPORTATION AUTHORITY
GREEN LINE EXTENSION DESIGN-BUILD PROJECT
 MBTA CONTRACT NO. E22CN07
 SOMERVILLE/MEDFORD, MASSACHUSETTS

MEDFORD BRANCH DRAINAGE PLAN
 STA MB-EB 246+50 TO STA MB-EB 256+50

NOT FOR CONSTRUCTION



ISSUE	DATE	DESCRIPTION	BY	CHKD	APP.
0	09/28/2017	TECHNICAL PROPOSAL			

SCALE: AS NOTED	DRAWN BY: SMD	DESIGN BY: SMD	CHECK BY: CD	PLAN NO.:	ISSUE:
DATE: 28SEPT2017				SHEET: 000-C-0030	

PLOTTED: 09/28/17 10:31AM BY: DESCHANE
DRAWING: C:\USERS\DESCHANE\APPDATA\LOCAL\TEMP\ACIPUBLISH_8020\000-C-0030-0038.DWG [C-0030] 09/25/17 10:20AM